



2024

ANNUAL BUDGET

Lenexa 
K A N S A S



RECOMMENDED BUDGET



GOVERNMENT FINANCE OFFICERS ASSOCIATION

*Distinguished
Budget Presentation
Award*

PRESENTED TO

**City of Lenexa
Kansas**

For the Fiscal Year Beginning
January 01, 2023

Christopher P. Morrill
Executive Director

The Government Finance Officers Association of the United States and Canada (G.F.O.A.) presented an award of Distinguished Budget Presentation Award to the City of Lenexa, Kansas for its annual budget for the fiscal year beginning January 1, 2023.

In order to receive this award, a governmental unit must publish a budget document that meets program criteria as a policy document, as an operations guide, as a financial plan and as a communication device.

The award is valid for a period of one year only. We believe our current budget continues to conform to program requirements, and we are submitting it to G.F.O.A. to determine its eligibility for another award.

TABLE OF CONTENTS

LENEXA OVERVIEW

Directory of City Officials	5
Organization Overview	6
Budget Message	8
Tax Value Illustration	14
City Profile	15
Assessed Valuation	24
Guiding Principles and Strategic Alignment	27

FINANCIAL OVERVIEW

Fund Description and Structure	41
Financial Policies	45
Budget Procedures	47
Budgeted Expenditure by Fund	50
Budget Summary by Year	51
Budget Summary by Fund	52
Budgetary Projections by Fund	53
Summary of Revenues by Fund	56
Major Revenue Sources – Trends and Assumptions	58
Multi-year Financial Forecast	63

CAPITAL IMPROVEMENT PROGRAM AND DEBT MANAGEMENT

Capital Improvement Program Overview	70
Debt Management	73

DEPARTMENT/FUND BUDGETS

General Fund	76
Governing Body	76
Executive	79
Communications	82
Public Market	85
Municipal Court	88
Non-Departmental	91
Finance	92
Human Resources	95
Information Technology	98
Legal	101
Community Development	104
Fire	108
Police	112
Municipal Services	116
Parks and Recreation	120
Enterprise Funds	124
Stormwater Fund	124
Rec Center Fund	128
Cemetery Fund	132
Special Revenue Funds	134
Tax Increment Financing District Funds	142
Community Improvement District Funds	147

NON-BUDGETED FUNDS

Non-Budgeted Funds	167
--------------------	-----

GLOSSARY

Glossary	170
----------	-----



LENEXA OVERVIEW

This section is designed to give the reader a general look at Lenexa, including demographic data and strategic planning processes.

DIRECTORY OF CITY OFFICIALS

MAYOR



Michael Boehm
mboehm@lenexa.com

CITY COUNCIL WARD 1



Joe Karlin
jkarlin@lenexa.com




Courtney Eiterich
ceiterich@lenexa.com

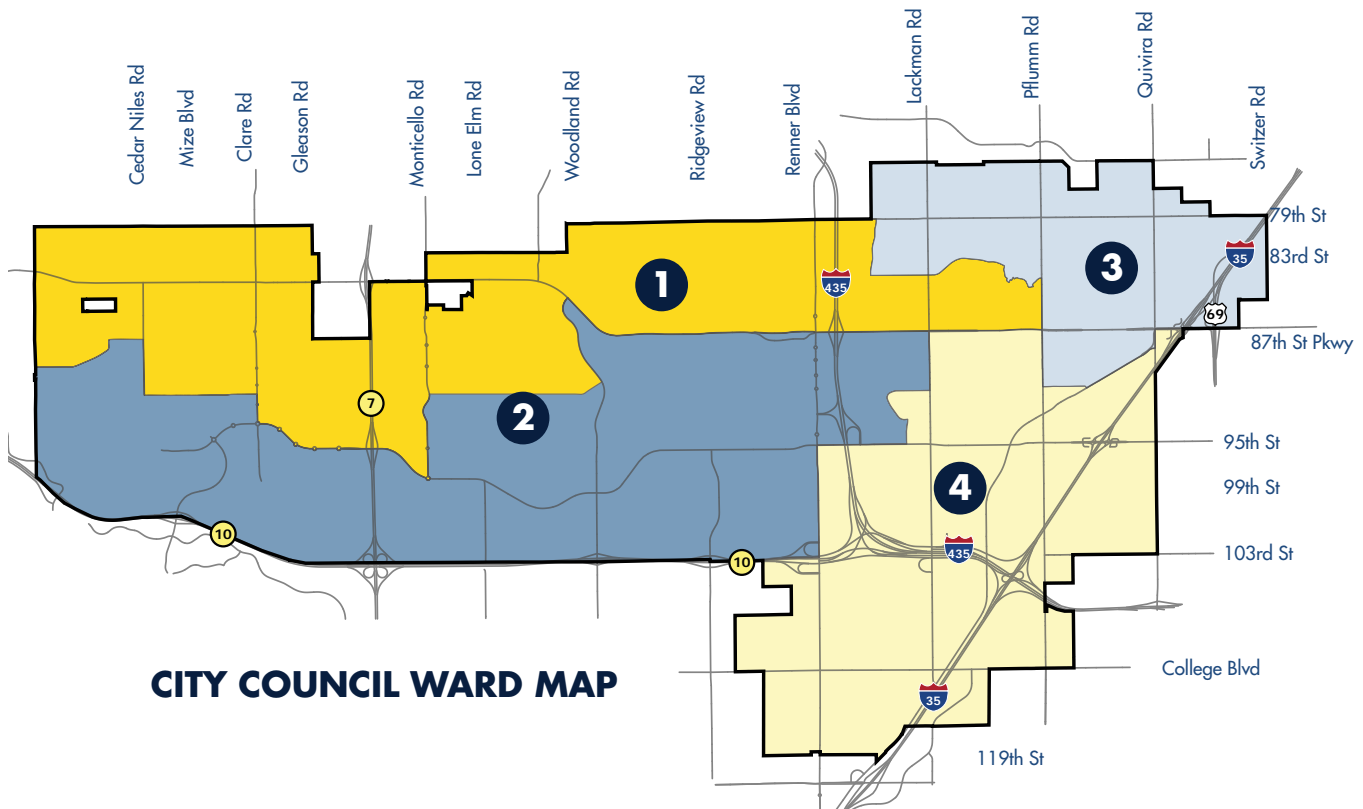
CITY COUNCIL WARD 3



Dan Roh
droh@lenexa.com



Melanie Arroyo
marroyo@lenexa.com



CITY COUNCIL WARD 2



Thomas Nolte
tnolte@lenexa.com



Bill Nicks
bnicks@lenexa.com

CITY COUNCIL WARD 4



Julie Sayers
jsayers@lenexa.com



Craig Denny
cdenny@lenexa.com

PROFESSIONAL STAFF

MANAGEMENT TEAM

City Manager

Beccy Yocham

Deputy City Manager

Todd Pelham

Chief Financial Officer

Nate Blum

City Attorney

Sean McLaughlin

Fire Chief

Travis Vaughn

Police Chief

Dawn Layman

Parks & Recreation Director

Logan Wagler

Community Development Director

Scott McCullough

Municipal Services Director

Nick Arena

Information Technology Director

Jerry Swingle

Human Resources Director

Jim Bowers

Communications Director

Denise Rendina

Assistant City Manager

Mike Nolan

City Clerk

Jennifer Martin

Municipal Court Judge

Erika DeMarco

ACKNOWLEDGMENTS

This document was prepared by a team of City staff members who worked enthusiastically, with pride and dedication, to provide a meaningful, useful document for the benefit of the citizens, the business community and the City of Lenexa organization.

We recognize the **Management Team** and their staff for assisting with the preparation of this document and their contributions to the budget process. The members of the **Finance Department** and **Communications Department** are recognized for their significant contributions in the preparation of this document.



FORM OF GOVERNMENT

The town of Lenexa was platted in August 1869 and became a city of the first class on December 1, 1980. The city operates under a Mayor-Council form of government with the addition of a City Manager. The Mayor is elected on an at-large, nonpartisan basis and serves a four-year term.

The eight City Council members are elected (nonpartisan) by ward and serve four-year terms of office. An election for Council members is held every odd-numbered year, with one representative from each of the four wards being chosen at each election.

The City Manager is appointed by the Mayor and City Council as the chief administrative officer of the city and is charged with the efficient and effective administration of the city.

VISION

The City of Lenexa: Leaders in the delivery of exceptional public service.

MISSION

To provide exceptional service through a team of dedicated professionals working in partnership with the community.

VALUES

Make every decision with integrity.

Deliver results through teamwork.

Provide exceptional service.

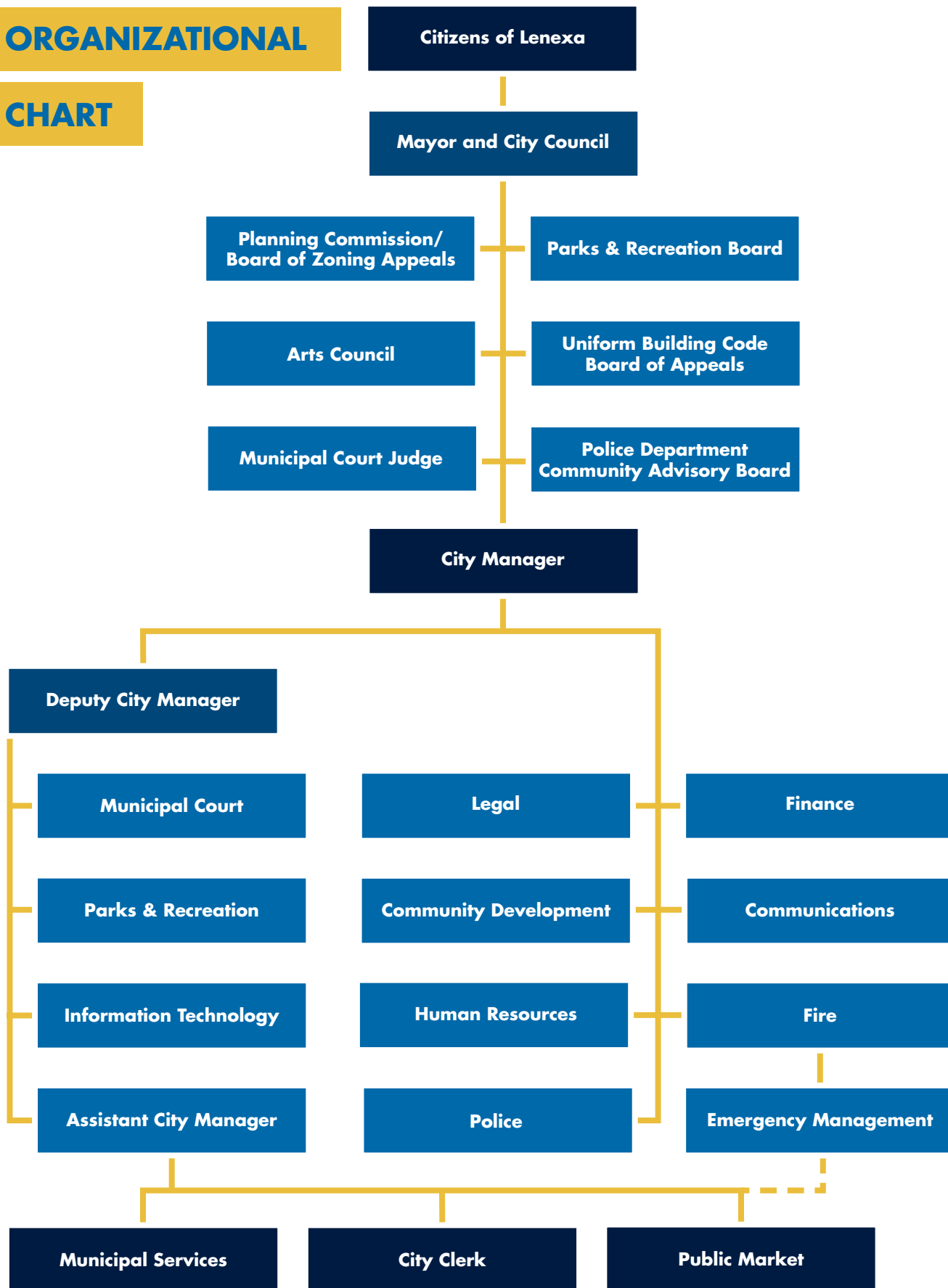
Lead into the future with vision.

Be dedicated to excellence.

We care.

ORGANIZATIONAL

CHART



BUDGET MESSAGE

Date: June 27, 2023

To: Members of the Governing Body

From: Beccy Yocham, City Manager

I am pleased to submit the City of Lenexa's recommended operating budget for fiscal year 2024 which will be presented at the June 27, 2023, Committee of the Whole meeting. The recommended budget communicates the City's plan on allocating resources to provide exceptional services to the residents and businesses of Lenexa.

Providing Outstanding Public Services Amidst Economic Uncertainty

Throughout one of the most tumultuous economic periods in history, the City of Lenexa has demonstrated unwavering commitment to delivering exceptional public services to its residents. Despite facing extraordinary workforce pressures, supply chain disruptions, escalating costs caused by high inflation, and adverse revenue impacts from federal and state legislation, the City has remained steadfast in its mission.

Financially, the City continues to excel with positive financial results in fiscal years 2021 and 2022 (and projected positive results for fiscal year 2023). These positive financial results confirm the City is on the right track by continuing to follow these longstanding budget principles:

- Funding on-going operating expenditures with on-going revenue sources.
- Using one-time revenues for one-time expenditures (capital projects, for example).
- Maintaining sufficient reserve balances to address unforeseen events like the Great Recession and COVID-19.
- Using a conservative approach to revenue estimation.
- Preparing and funding equipment replacement and building maintenance schedules.

By adhering to these budget principles, the City continues to maintain the best possible credit ratings (Aaa and AAA) on our outstanding general obligation bonds and a structurally balanced General Fund in all five years of the multi-year financial model.

Guiding Principles

In 2021, the Governing Body updated the guiding principles (previously called strategic goals) for the City government. The guiding principles set the expectations for City services and help direct the allocation of resources in the budget to provide these services. The guiding principles are:

Superior Quality Services: Ensure that services are provided efficiently and effectively in ways that create a safe, clean, and attractive community for residents, businesses, and visitors.

Prudent Financial Management: Provide exceptional value in public investments by committing to structural fiscal balance in operational and capital activities while upholding transparent finance and budgeting processes.

Strategic Community Investment: Purposefully invest in high-quality infrastructure, facilities, programs, and initiatives across all areas of the community.

Extraordinary Community Pride: Celebrate Lenexa's history and reputation as a visionary community and use that heritage to instill future generations with the pride that is reflected in the city's public places, plans, programs, and people.

Inclusive Community Building: Enthusiastically engage the public in community initiatives and visioning, including intentionally seeking input and ideas from a diverse assembly of stakeholders.

Responsible Economic Development: Fortify the City’s economic base by encouraging high-quality private development as well as fostering economic opportunity through thoughtful planning processes and the judicious use of economic development investment programs.

Sustainable Policies and Practices: Lead by example in implementing sustainable and resilient practices where financially and operationally practical as well as enact community-wide policies and strategies that motivate both residents and businesses to do so when reasonable.

Values-based Organizational Culture: Create an organization that reflects the community’s diversity and fosters a superior culture by employing, supporting, and rewarding professionals who make decisions with integrity, deliver results through teamwork, provide exceptional service, lead into the future with vision, are dedicated to excellence, and who truly care about Lenexa.

We discuss the guiding principles in greater detail and illustrate how they link to each department’s objectives later in this document.

Fiscal Year 2024 Budget Priorities

In preparing the fiscal year 2023 budget, staff anticipated an economic downturn, or possible recession, at the end of 2022 and beginning of 2023. Inflation was at its highest level in over 40 years and, to combat inflation, the Federal Reserve was increasing interest rates at an unprecedented pace. As a result, staff prepared a conservative budget for 2023. Overall, the City’s goal for 2023 was to be cautiously optimistic and get through a recession by adhering to our budget principles - using conservative revenue estimates.

Fortunately, actual City revenue collections were better than expected in 2022 and are trending above budget for 2023. In addition, the City’s assessed valuation continues to grow, with an increase of 9.0% for the fiscal year 2024 budget.

Given the positive revenue outlook, the City’s priorities for the fiscal year 2024 budget are:

- › Implementing a 0.750 mill reduction in the property tax rate (the mill levy declines from 28.122 mills to 27.372 mills for 2024) and maintaining existing user fee rates.
- › Maintaining existing service levels while allocating additional funds for employee compensation to retain current employees and fill vacant positions in a competitive job market.
- › Using excess General Fund reserves accumulated in fiscal years 2021, 2022, and 2023 to finance new projects in the capital improvement program (CIP).
- › Maintain structural balance in the General Fund in all five years of the multi-year financial model.

Staff has included these priorities in the FY 2024 budget submitted to the Governing Body.

Revenue Neutral Tax Rate calculation

The property tax levy legislation adopted by the Kansas Legislature in 2021 (effective for the 2022 budget) establishes procedural requirements for setting property tax levies. Specifically, the legislation requires calculation of a “revenue neutral rate,” which is defined as the mill levy required to raise the same amount of property tax revenue as the prior year using current year assessed valuation amounts. In order to exceed the revenue neutral rate, local governments must publish notice and hold a public hearing. In addition, County Clerks will provide mailed notices to all taxpayers of the revenue neutral rate hearing and the proposed mill levy and property taxes for their specific properties beginning with the 2023 budget.

The legislation sets the following timeline for consideration of budgets that will exceed the revenue neutral rate:

- › By June 15: County Clerks provide assessed valuation estimates for the budget and the revenue neutral rate calculation.
- › By July 20: City notifies the County Clerk of intent to set the property tax levy above the revenue neutral mill levy.
- › Between August 1 and August 10: The County will mail notices to all taxpayers of the revenue neutral rate hearing and proposed mill levy for their specific properties.

- › Between August 20 and September 20: City holds revenue neutral rate public hearing prior to or in conjunction with the annual budget hearing; City must publish hearing notice in the newspaper and on the City's website at least 10 days prior to the public hearing date.
- › The City must adopt a resolution to exceed the revenue neutral rate immediately after the public hearing and before adopting a resolution approving the annual budget.
- › By October 1: City certifies annual budget to the County Clerk.

For the 2024 budget, the City's estimated revenue neutral rate is 25.858 mills (decrease of 2.264 mills from the 2023 mill levy of 28.122 mills). This revenue neutral rate will generate \$44.5 million of property tax revenue – the same amount as FY 2023.

Please note, the City assumes a delinquency rate of 3% for property tax collections, so the \$44.5 million levied is expected to generate \$43.165 million in actual collections for FY 2023.

The estimated mill levy for the fiscal year 2024 budget is 27.372 mills, which exceeds the 25.858 revenue neutral mill levy by 1.514 mills (approximately \$2.5 million). The City Council will review a resolution to exceed the revenue neutral rate for fiscal year 2024 on August 22, 2023. The multi-year financial model also estimates the City will exceed the revenue neutral rate in future fiscal years (2025 through 2028).

While this is not a decision that the City takes lightly and one which will be carefully evaluated each year, the revenue neutral rate calculation does not account for a community's growth and the inflationary costs to provide services to the growing community. Lenexa is a growing community and we continue to offer high quality services to every part of our community in a cost effective manner.

Budget Highlights

The total adopted budget for fiscal year 2024 is \$224.8 million (\$154.3 million for expenditures and \$70.5 million for projected reserve amounts as of December 31, 2024). This is an increase of \$20.6 million (10.1%) compared to the fiscal year 2023 adopted budget of \$204.2 million.

Revenue Highlights

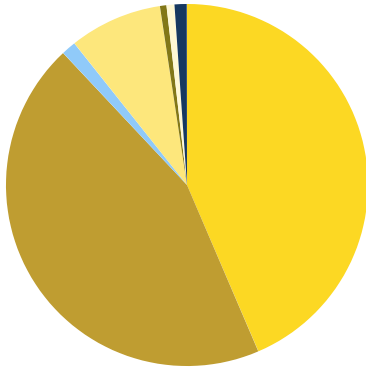
The City's property tax rate is 27.372 mills, which is a decrease of 0.750 mill (2.7%) compared to the 2023 mill levy of 28.122 mills. The budget allocates 22.339 mills to the General Fund and 5.033 mills to the Debt Service Fund in 2024. In total, estimated property tax revenue (excluding special assessments and tax increment financing) is \$45.7 million for 2023, which is an increase of \$2.5 million (5.9%) compared to the 2023 amount of \$43.2 million.








The City's estimated total assessed valuation is \$1.72 billion for 2024, which is an increase of \$0.14 billion (8.8%) compared to the 2023 amount of \$1.58 billion. The 8.8% increase in the City's assessed valuation is the tenth consecutive year of growth greater than 5% and reflects the strong local economy.

Staff estimates the City's total sales and use tax collections (which includes the City sales/use tax and the City share of the County sales/use tax) will be \$50.9 million in 2024, which is an increase of \$5.9 million (13%) compared to the budgeted 2023 amount of \$45.0 million. The large increase is due to the conservative estimates prepared for 2023 during economic uncertainty and continued growth in use tax revenues (from strong online sales activity).

Staff evaluated all user fees during the fiscal year 2024 budget process and did not recommend any fee adjustments. The largest source of fee revenue is the stormwater service charge, which is currently \$109 per equivalent dwelling unit (EDU). Staff estimates this fee will generate \$6.5 million in revenue for 2024.

2024 REVENUES BY SOURCE











REVENUES BY SOURCE			
	Property Taxes	\$67,214,718	43.6%
	Non-Property Taxes	68,657,380	44.5%
	Licenses & Permits	2,038,500	1.3%
	Charges for Services	12,734,353	8.3%
	Fines & Forfeitures	991,000	0.6%
	Transfers In & Use of Prior Yr. Bal.	1,056,578	0.7%
	Other Revenues	1,643,314	1.1%
TOTAL		\$154,335,843	100.1%

Expenditure Highlights

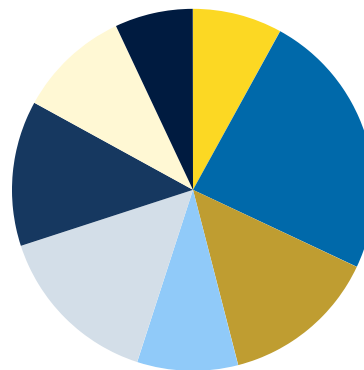
Total budgeted expenditures for the fiscal year 2024 budget are \$154.3 million compared to the original budget of \$144.1 million for fiscal year 2023. The increase of \$10.3 million (7.1%) is due to a variety of factors, including:

- › Additional funding for 6% compensation increases/adjustments. These additional funds are necessary to recruit and retain staff in the current job market in order to continue to provide exceptional service to our community.
- › Additional funding for contractual services, commodities and capital outlay due to inflationary pressures and new capital projects coming online - including the Lenexa Justice Center and improvements made at Sar-ko-par Aquatics Center.
- › General Fund transfers to the Capital Improvement Fund and Equipment Reserve Fund (ERF) to finance the approved Capital Improvement Program (CIP) and equipment replacement.
- › The addition of 3 new CID funds in FY 2024.
- › Additional funding for debt service expenditures (for new debt issued to finance capital projects).

EXPENDITURES BY FUNCTION

	General Government	\$13,068,751	8%
	Public Safety	36,847,328	24%
	Community Infrastructure	22,201,636	14%
	Parks & Recreation	14,599,407	9%
	Economic Development	23,838,635	15%
	Debt Service	20,243,707	13%
	Transfers for Capital Projects	14,725,220	10%
	Other Transfers	8,811,159	7%
TOTAL		\$154,335,843	100%

2024 EXPENDITURES BY FUNCTION



Please see the table below for a summary of significant expenditure changes by department.

The 2024 budget is the City of Lenexa’s fiscal plan for the next year. The total budget for all funds, including projected reserve balances, is \$224.8 million – up 10.1% from the 2023 budget of \$204.2 million. The highlights for the 2024 budget by department are listed in the table below.

Department	Budget Highlights for 2024	Personnel
Governing Body	Shifting contractual services funding from Non-Departmental for SWAGIT recording services.	Not applicable.
Executive	No Significant changes.	FTEs remain at 5.50.
Communications	Additional funding for printing, postage and one-time funding for an educational campaign for possible sales tax renewal initiative.	FTEs remain at 5.00.
Public Market	Additional funding for increased seating capacity and utilities.	FTEs remain at 5.00.
Municipal Court	No significant changes.	FTEs remain at 6.75.
Non-Departmental	Additional funding for personnel reserve allocation of \$680 thousand and for CCL Master Association dues. ERF transfer of \$1.95 million, Facilities Maintenance transfer of \$500 thousand, and transfer to Capital Improvement fund of \$22.3 million.	Not applicable.
Finance	Additional funding for increased credit card processing fees and audit services.	FTEs remain at 7.75.
Human Resources	Additional funding for the new Learning Management System and 0.50 FTE for part-time Wellness Coordinator that will be funded from the Health Care Fund.	FTEs increase .5 to 8.48.
Information Technology	No significant changes.	FTEs remain at 13.00.
Legal	No significant changes.	FTEs remain at 9.00.
Community Development	Additional funding for 1.00 FTE - Traffic Operations Analyst and vehicle for the position. Increased funding for locating services based on State’s One Call requirement.	FTEs increase 1.00 to 43.97.
Fire	Additional funding for 3.00 FTE - Firefighters	FTEs increase 3.00 to 100.00.
Police	Additional funding for annual maintenance agreements, crossing guards, and Mental Health Co-responders. Increased funding for 1.00 FTE - Custodian I	FTEs increase 1.00 to 152.00.
Municipal Services	Additional funding for utilities, fuel and contractual services. Increased funding for 1.00 FTE - Traffic Sign Technician I and Transferred in 1.00 FTE from Stormwater	FTEs increase 2.00 to 53.55.
Parks and Recreation	Additional funding for 5.00 seasonal Lifeguards, supplies and contractual services.	FTEs remain at 78.21.
Stormwater	Additional funding for stormwater master plan and equipment. Transferred 1.00 FTE to Municipal Services	FTEs decrease 1.00 to 20.65.
Rec Center	Additional funding for pool supplies, repairs, cleaning, and equipment replacement program.	FTEs remain at 50.80.

- LENEXA OVERVIEW
- FINANCIAL OVERVIEW
- CAPITAL IMPROVEMENT PROGRAM & DEBT MANAGEMENT
- DEPARTMENT/FUND BUDGETS
- NON-BUDGETED FUNDS
- GLOSSARY

Budgeted full-time equivalent positions (FTEs) are 559.66 for fiscal year 2024 – an increase of approximately 6.50 FTEs from the revised fiscal year 2023. This is primarily for maintaining existing service levels throughout the City. Please see the table below for a summary of budgeted FTE positions by department for fiscal years 2022 through 2024.

Department	2022 Actual	2023 Revised Budget	2024 Budget
Executive	5.50	5.50	5.50
Communications	4.75	5.00	5.00
Public Market	4.00	5.00	5.00
Court	6.50	6.75	6.75
Finance	8.00	7.75	7.75
Human Resources	7.38	7.98	8.48
Information Technology	13.00	13.00	13.00
Legal	9.00	9.00	9.00
Community Development	41.97	42.97	43.97
Fire	97.00	97.00	100.00
Police	150.00	151.00	152.00
Municipal Services (includes Stormwater)	72.20	73.20	74.20
Parks and Recreation (includes Rec Center)	127.01	129.01	129.01
TOTALS	546.31	553.16	559.66

Capital Improvement Program

The City Council will consider the fiscal year 2024-2028 CIP in December 2023. Projects funded in the CIP must cost at least \$300,000 and have an estimated useful life of at least five years.

The fiscal year 2023-2027 CIP was adopted at the December 6, 2022 City Council meeting. You can [read about the current CIP](#) on Lenexa.com in the Finance section of the website.

Final Comments

I am extremely grateful for the hard work and positive spirit of City employees as they continue to provide exceptional services to the community during these unique times. I would also like to thank the Governing Body for their continued support and assistance in creating the fiscal year 2024 budget.

TAX VALUE ILLUSTRATION

To determine the assessed valuation of your home, multiply the Johnson County appraised value of the home by 11.5%. (*Commercial properties have a 25% assessment rate.*)

$\$439,697 \times .115 = \$50,565$

Assessed valuation = \$50,565

To determine how much you pay in City taxes, multiply the assessed valuation by the mill levy.


$\$50,565 \times .027372 = \$1,384$

City tax liability = \$1,384

To determine your monthly expense for city services, divide tax liability by 12 months.

$\$1,384 / 12 = \115.33

Monthly expense for City services = **\$115.33**



QUICK CALC
 (Every \$100,000 of home value is \$314.78 in City tax per year or \$26.23 per month.)


— VALUE OF YOUR LENEXA DOLLAR —

The following list represents a sample of the city services provided for the **\$115.33** per month tax.

- FIRE PROTECTION / PREVENTION / SAFETY ★ COMMUNITY STANDARDS ENFORCEMENT
- COMMUNITY FESTIVALS AND EVENTS
- PUBLIC SWIMMING POOLS
- GOVERNMENT ADMINISTRATION
- SCHOOL CROSSING GUARDS
- COMMUNITY DEVELOPMENT
- PUBLIC PARKS AND TRAILS
- STREET MAINTENANCE/REPAIR
- SENIOR CENTER AND PROGRAMS
- FARMERS MARKET ★ GRANTS
- SIDEWALK REPAIR ★ STREET LIGHTING ★ POLICE PROTECTION ★ TRAFFIC CONTROL
- COMMUNITY CENTER ★ REC CENTER
- DRUG PREVENTION EDUCATION
- STORMWATER MANAGEMENT
- NEW ROAD CONSTRUCTION
- SNOW AND ICE REMOVAL
- COMMUNITY NEWSLETTER
- BUILDING AND FIRE INSPECTION
- MUNICIPAL COURT PROSECUTION
- PUBLIC MARKET ★ ANIMAL CONTROL



FOR COMPARISON PURPOSES, THESE ITEMS DENOTE COMMON MONTHLY EXPENSES FOR A LENEXA FAMILY:



One 15-gallon tank of unleaded fuel at \$3/gallon
\$45



One month digital TV service with DVR and high-speed internet
\$175

CITY PROFILE

Lenexa, Kansas, is part of the metropolitan Kansas City area and the 8th most populated city in Kansas with nearly 60,000 people calling it home. It is a city that works for the common good of everyone, which is one of the reasons it is one of the fastest growing cities in Kansas.

Platted in 1869 and incorporated in 1907, Lenexa has always been a place to rest and celebrate, plan and adapt — characteristics it still holds today.

Situated along the historic Santa Fe Trail, Lenexa's location has always been an asset. Today, Lenexa offers ease of access to five major highways. This infrastructure helps businesses grow and people prosper.

Lenexa's vast park system of beautiful strategic green space serves as a place for people to recharge and connect. Nicknamed the City of Festivals, Lenexa also knows how to celebrate its past, reflect on its present and plan for its future. It has a passion for arts and culture and an appreciation for new ideas.

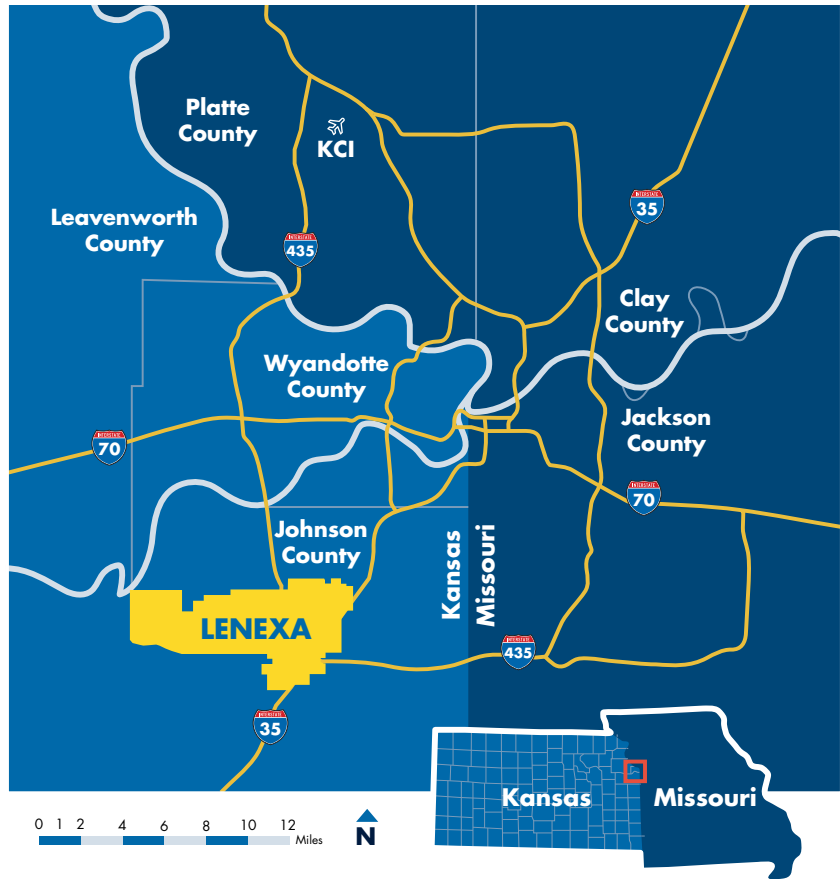
Lenexa is a place of connection and growth — credited to a community-conscious people, a productive workforce and a great location.

MAPS & LAND

GEOGRAPHICAL DESCRIPTION

The City of Lenexa, Kansas is the **eighth largest city** in Kansas and is a suburb located in the southwest portion of the **Kansas City metropolitan area**. The City encompasses **34.45 square miles** of land in Johnson County and is approximately **12 miles southwest** of downtown Kansas City, Missouri.

Lenexa occupies a **strategic location** within the metropolitan area. Its position at the intersection of **several major transportation routes** has been a major factor in Lenexa’s growth and development, particularly for office and industrial development.



- LENEXA OVERVIEW
- FINANCIAL OVERVIEW
- CAPITAL IMPROVEMENT PROGRAM & DEBT MANAGEMENT
- DEPARTMENT/FUND BUDGETS
- NON-BUDGETED FUNDS
- GLOSSARY

CLIMATE



AVERAGE ANNUAL PRECIPITATION
40.1 INCHES



AVERAGE ANNUAL SNOWFALL
16.8 INCHES



AVERAGE SUMMER TEMPERATURE
75°



AVERAGE WINTER TEMPERATURE
36°

TRANSPORTATION CONNECTIVITY



Lenexa is located within **200 miles** of the geographic center of the continental United States



SIX MAJOR HIGHWAYS: Interstate 70, Kansas Highway 10, Interstate 35, U.S. Highway 69, Kansas Highway 7 and Interstate 435



AIRPORTS: Kansas City International (MCI) is **27 miles north** of Lenexa. Johnson County Executive Airport is **9 miles southwest** of Lenexa.



TWO MAJOR RAILWAYS: BNSF, Union Pacific

CITY FACILITIES & ASSETS



ADMINISTRATIVE FACILITIES

- CITY HALL: Executive, Communications, Community Development, Finance, Human Resources and Legal Departments
- Municipal Services Service Center
- Parks Service Center



PUBLIC SAFETY

- PUBLIC SAFETY COMPLEX: Police Station, Information Technology, Municipal Court
- Six fire stations (Station 6 temporarily operating out of Public Safety Facility)

843

LANE MILES OF ROADS

178

MILES OF ENCLOSED STORMWATER PIPE

206

CITY-OWNED STORMWATER BEST MANAGEMENT PRACTICES

INFRASTRUCTURE



COMMUNITY CENTER AND SENIOR CENTER



LENEXA CEMETERY

Covering over 4 acres, the cemetery was established in 1872.



LENEXA REC CENTER

Parks & Recreation administrative offices
 AMENITIES: Indoor pools, fitness floor, group fitness rooms, gymnasium, walking track, birthday party spaces



LENEXA PUBLIC MARKET

Indoor food hall and community gathering space



THOMPSON BARN

Historic building with event and meeting space



LEGLER BARN MUSEUM

Local history museum featuring exhibits and photos

34
PARKS

887
TOTAL ACRES

92
ACRES OF
UNDEVELOPED
PARK LAND

45.4
MILES OF TRAILS

**PARK
AMENITY
HIGHLIGHTS**



ATHLETIC FIELDS



SPORT COURTS &
COURSES



PLAYGROUNDS



LAKES WITH
BOATING AND
FISHING ACCESS



SKATE PARK



SHELTERS



FREE WI-FI



POOLS

- **Three** outdoor pools
- **One** indoor pool



FARMERS MARKET

Outdoor seasonal market with products from local growers and makers



PUBLIC ART

Lenexa's public art collection includes 2- and 3-dimensional art pieces located throughout the city on public property. Featured works include Body Politic, Amusing Breeze, Na Nex Se, and Splash.

RESIDENTS

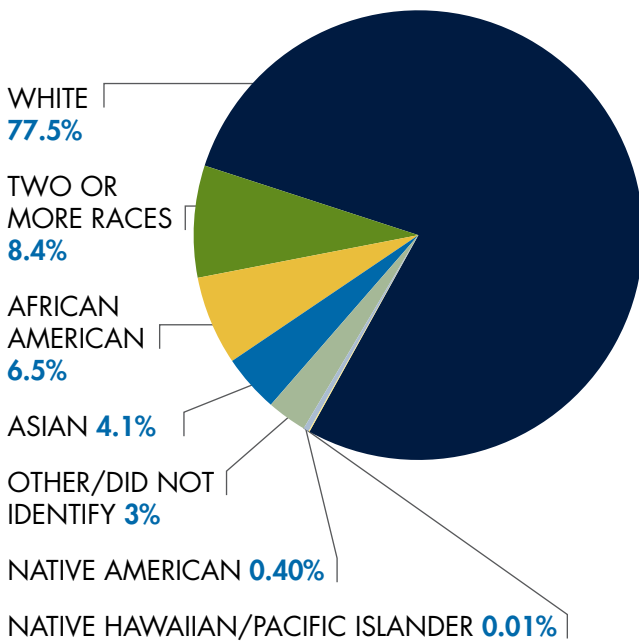


GROWTH OVER TIME BY DECADE



2022 DATA

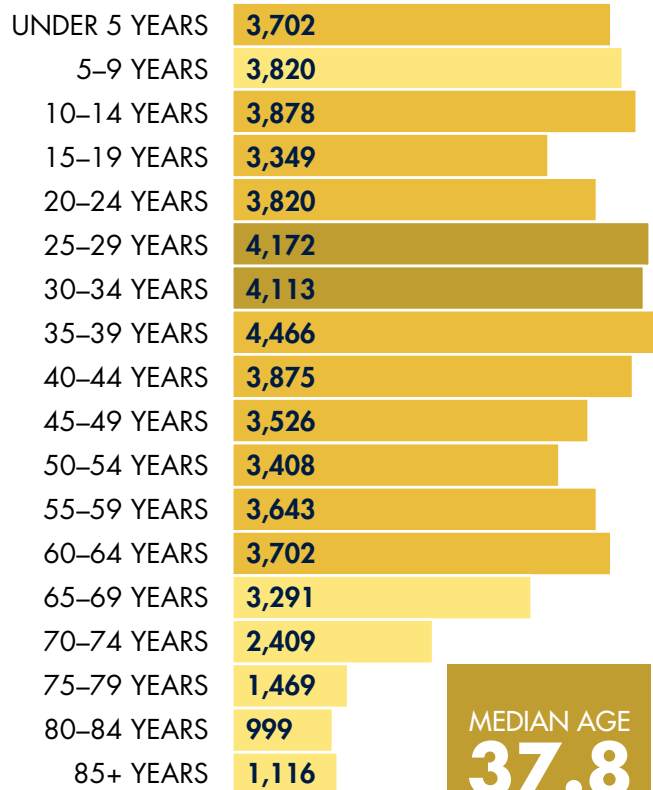
POPULATION BY RACE



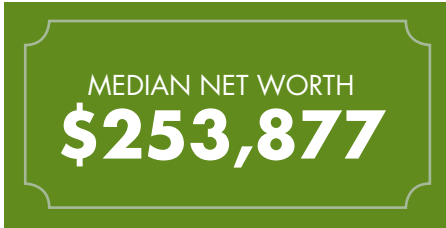
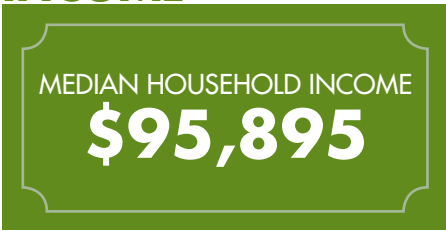
HISPANIC OR LATINO
8.6%

2022 DATA

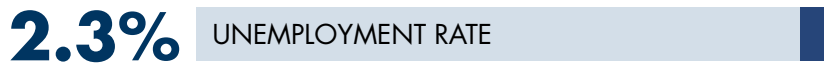
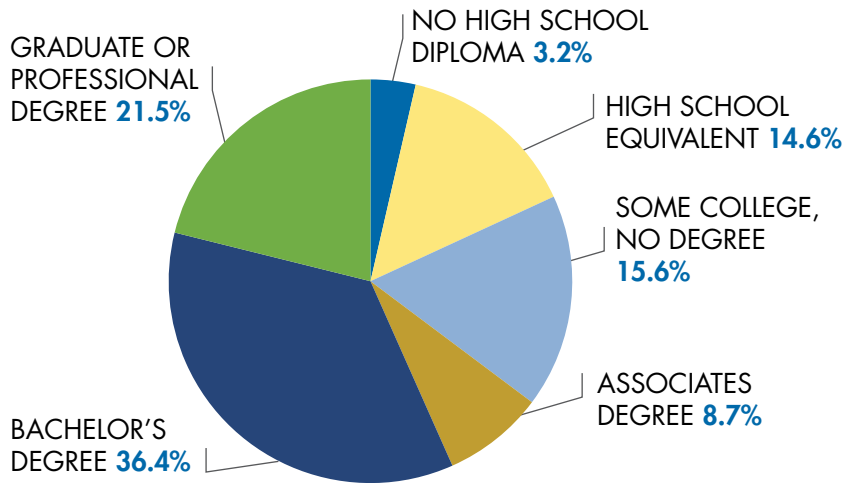
POPULATION BY AGE



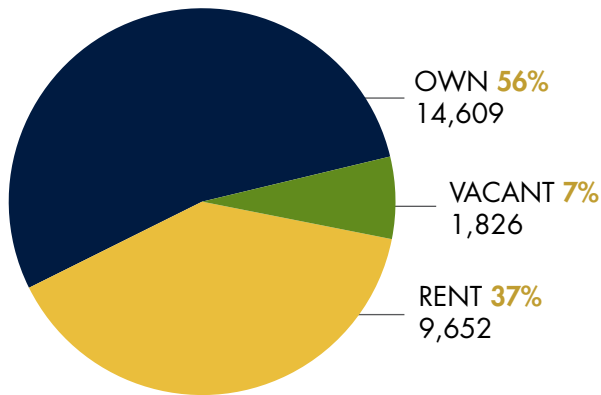
INCOME



EDUCATIONAL ATTAINMENT



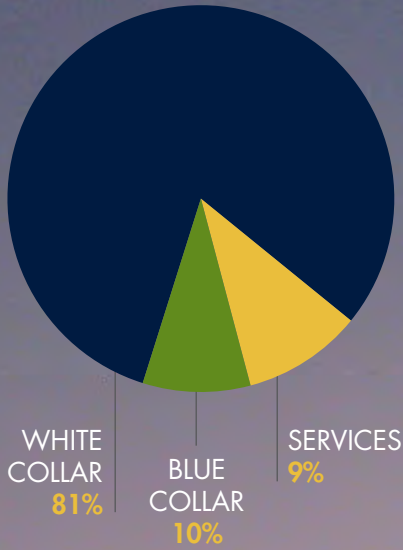
HOUSING UNITS



THIS PAGE REFLECTS 2022 DATA



EMPLOYMENT



DAYTIME POPULATION

84,362

BUSINESSES

A variety of industrial, office and retail firms are located in Lenexa, including hundreds of small- and medium-sized businesses and more than 20 Fortune 500 companies.

TOP EMPLOYERS

EMPLOYER	EMPLOYEES
Quest Diagnostics	1,830
Kiewit Corp	1,506
Thermo-Fisher Scientific	900
Community America Credit Union	777
Heartland Coca-Cola	700
JC Penney Logistics Center	650
United Parcel Service (UPS)	650
GEICO	650
Bread Financial	640
ICON	613

TOTAL EMPLOYMENT

2019	2020	2021	2022
58,367	57,819	61,761	62,574

MAJOR TAXPAYERS

TAXPAYER	ASSESSED VALUE
Perg Buildings LLC	\$18,011,806
Southlake Investments SPE LLC	\$17,780,739
Kiewit Properties (Kansas) LLC	\$17,415,138
LIT Industrial Limited Partnership	\$11,744,759
Meritex Lenexa Executive Park, LLC	\$10,278,517
MEPT Kansas Commerce Center, LLC	\$8,969,451
Colfin 2017-11 Industrial Owner LLC	\$8,705,751
JC Penney Properties, Inc.	\$6,842,501
EGP 11201 Lenexa LLC	\$6,542,267
BPI SPE LLC	\$6,018,555

COMMUNITY PARTNERS



EDUCATION

Lenexa is served by three public school districts, plus several private schools and higher education institutions.

★ Facility located in Lenexa

UNIFIED SCHOOL DISTRICT NO. 232

- Horizon Elementary
- Mize Elementary
- Mill Creek Middle School ★
- Monticello Trail Middle School
- Lexington Trail Middle School
- Mill Valley High School
- DeSoto High School
- Mill Creek Career & Technical Education Center

SHAWNEE MISSION SCHOOL DISTRICT USD 512

- Christa McAuliffe Elementary ★
- Lenexa Hills Elementary ★
- Mill Creek Elementary ★
- Rising Star Elementary ★
- Rosehill Elementary ★
- Sunflower Elementary ★
- Trailridge Middle School ★
- Westridge Middle School
- Shawnee Mission West High School
- Shawnee Mission Northwest High School
- Shawnee Mission South High School
- Shawnee Mission Career & Technical Campus
- Shawnee Mission Aquatics Center ★

OLATHE PUBLIC SCHOOLS USD 233

- Canyon Creek Elementary ★
- Manchester Park Elementary ★
- Prairie Trail Middle School
- Olathe Northwest High School

PRIVATE SCHOOLS

- Holy Trinity Catholic School ★
- St. James Academy ★
- Good Shepherd Catholic School
- Christ Preparatory Academy ★
- Saint Thomas Aquinas High School
- Maranatha Christian Academy

HIGHER EDUCATION INSTITUTIONS SERVING LENEXA RESIDENTS

- Park University ★
(located inside Lenexa City Hall)
- Johnson County Community College
(one mile from Lenexa)
- University of Kansas
(30 minutes west in Lawrence, Kansas)
- University of Kansas — Edwards Campus
(two miles from Lenexa)
- Kansas State University
(satellite campus seven miles from Lenexa)
- Mid-America Nazarene University
- Pittsburg State University — KC Metro Center ★
- University of Arkansas–Grantham ★



LIBRARIES

Operated by Johnson County Lenexa City Center Library is located next to City Hall on the Lenexa civic campus



HEALTH CARE

- AdventHealth
- University of Kansas Health System
- HCA Midwest Health System
- Overland Park Regional Medical Center
- St. Luke's Health System
- Olathe Health

TRANSPORTATION



RideKC



RideShareKC



BikeWalkKC



Catch-A-Ride

UTILITIES



TRASH, RECYCLING, YARD WASTE

- 1-800-GOT-JUNK
- Brothers Disposal
- Constable Sanitation
- Crush Glass
- Gardner Disposal Service
- KC Disposal
- Republic Services
- Waste Management
- WCA/GFL



COMPOST

- Compost Collective KC
- Food Cycle KC
- Missouri Organic Recycling



ELECTRICITY

- Evergy



GAS

- Kansas Gas Service
- Atmos Energy



WATER

- WaterOne




SEWER

- Johnson County Wastewater



TELEPHONE, CABLE, INTERNET

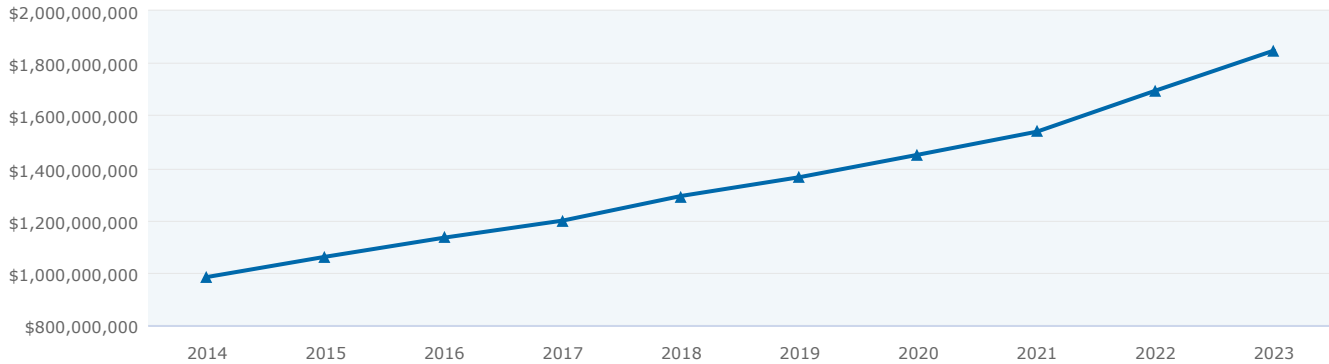
- AT&T
- EverFast Fiber Networks
- Google Fiber
- Spectrum



ASSESSED VALUATION

The City's assessed valuation increased from \$1.69 billion in 2023 to \$1.85 billion in 2024 (a 9.0% increase). This includes motor vehicle valuation.

ASSESSED VALUATION



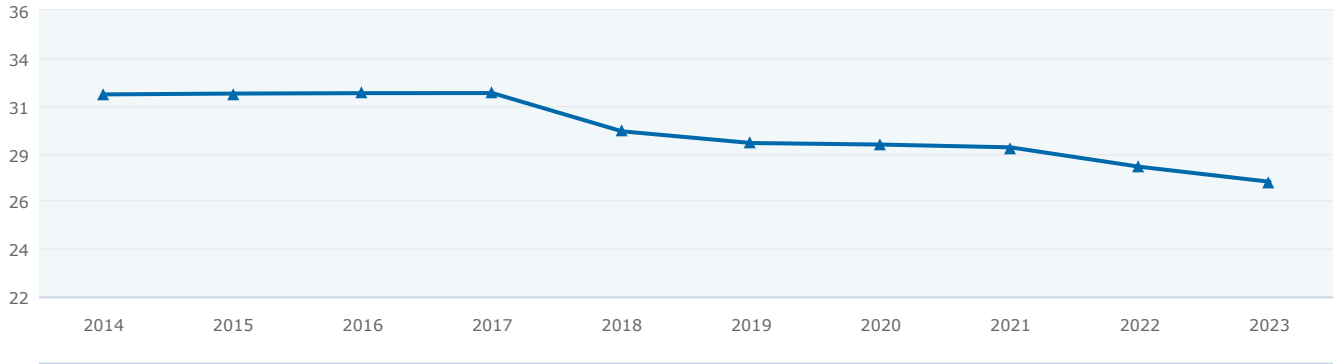
ASSESSED VALUE AND APPRAISED VALUE OF ALL TAXABLE TANGIBLE PROPERTY							
Year	Assessed Value Real Estate	Ratio of Assessed Value to Appraised Value	Appraised Value	Assessed Value Personal Property	Assessed Value State Assessed Utility	Assessed Value Motor Vehicle	Assessed Total
2015	\$849,596,536	15%	\$5,585,677,480	\$27,206,191	\$27,077,031	\$79,426,145	\$983,305,903
2016	924,106,434	15%	6,020,523,550	23,679,751	27,548,961	85,542,570	1,060,877,716
2017	989,935,596	16%	6,112,670,017	22,349,586	28,127,653	93,061,812	1,133,474,647
2018	1,053,541,388	15%	7,037,789,230	21,061,775	27,978,598	96,118,010	1,198,699,771
2019	1,146,089,588	17%	6,920,478,999	17,923,645	29,706,402	99,049,196	1,292,768,831
2020	1,214,325,371	15%	8,095,733,570	16,488,515	30,620,263	103,148,304	1,364,582,453
2021	1,296,984,645	15%	8,582,933,048	14,057,813	32,794,898	106,536,824	1,450,374,180
2022	1,382,707,942	15%	8,958,581,320	14,079,657	35,774,003	105,585,673	1,538,147,275
2023	1,534,090,490	15%	10,309,685,540 *	13,938,617	35,006,873	111,698,780	1,694,734,760
2024	1,688,527,532	14%	12,507,022,990 *	11,892,910	35,834,939	111,698,780	1,847,954,161

* County appraisers estimate June 2023.

TAX RATES

The estimated mill levy for 2024 is 27.37227.372 mills (a decrease of 0.750 mill from 2023). Includes 22.339 mills for the General Fund and 5.033 mills for the Debt Service Fund.

CITY MILL LEVY



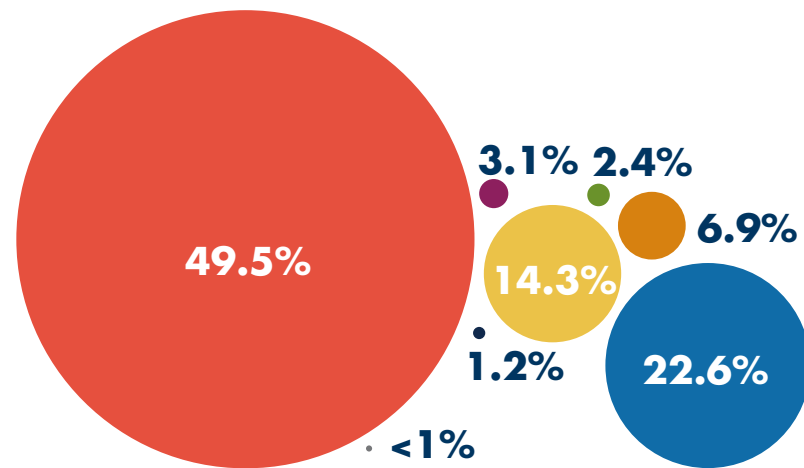
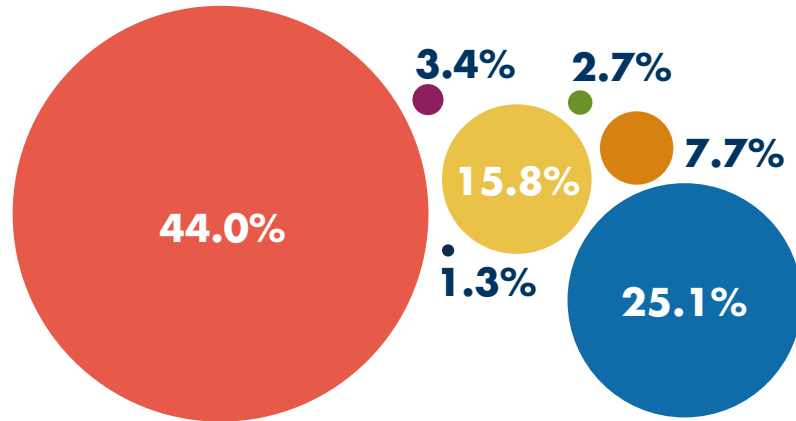
Tax Levies

CITY OF LENEXA TAX RATES (EXPRESSED IN MILLS)				
Levy Year	Budget Year	General	Debt Service	Total
2014	2015	23.066	8.699	31.765
2015	2016	21.875	9.932	31.807
2016	2017	23.891	7.937	31.828
2017	2018	23.891	7.941	31.832
2018	2019	23.120	6.789	29.909
2019	2020	23.006	6.313	29.319
2020	2021	22.946	6.296	29.242
2021	2022	23.073	6.029	29.102
2022	2023	22.589	5.533	28.122
2023	2024	22.339	5.033	27.372

2022 PROPERTY TAX RATES BY MILL LEVY

SHAWNEE MISSION SCHOOL DISTRICT

State of Kansas	1.500
Johnson County	17.772
Johnson County Community College	8.617
Johnson County Parks & Recreation District	3.021
Johnson County Library	3.815
City of Lenexa	28.122
SM School District	49.386
TOTAL MILL LEVY	112.233

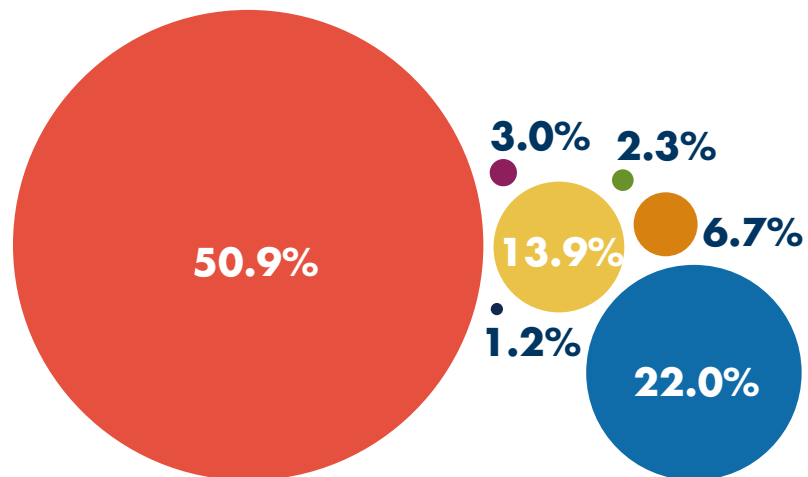


DESOTO SCHOOL DISTRICT

State of Kansas	1.500
Johnson County	17.772
Johnson County Community College	8.617
Johnson County Parks & Recreation District	3.021
Johnson County Library	3.815
City of Lenexa	28.122
DeSoto School District	61.673
Monticello Cemetery	0.035
TOTAL MILL LEVY	124.555

OLATHE SCHOOL DISTRICT

State of Kansas	1.500
Johnson County	17.772
Johnson County Community College	8.617
Johnson County Parks & Recreation District	3.021
Johnson County Library	3.815
City of Lenexa	28.122
Olathe School District	65.168
TOTAL MILL LEVY	128.015





STRATEGIC ALIGNMENT: LENEXA'S GUIDING PRINCIPLES

The Guiding Principles are a set of shared values the Lenexa City Council established as a framework to guide policy decisions, planning processes, community initiatives, and daily activities of the organization. The Principles, formally adopted with the FY 2022 budget, inform the mission and daily operations of the City of Lenexa. The Mayor and City Council commit to responsible governance and pledge that local decisions will be made in a transparent, thoughtful, and inclusive manner. They strive to do the right things for the right reasons guided by core principles.

Lenexa's Guiding Principles are underpinned by Vision 2040, the community-driven plan developed by community members based on their hopes and desires for Lenexa's future. Five themes make up Vision 2040 – Healthy People, Inviting Places, Vibrant Neighborhoods, Integrated Infrastructure & Transportation, and Thriving Economy – and the Vision 2040 document details how the community hopes to pursue those ideals for the future.

In the following pages, we link each Guiding Principle to key performance indicators and recent notable achievements.

In the Fund Budget section of this document, each budgeted area shows the specific Guiding Principles supported by departments and divisions.

Full 2021 DirectionFinder survey results can be found on [Lenexa.com](https://www.lenexa.com). Citizen surveys are conducted biennially in even numbered years. Graphs represent 2022 estimates.

THE CITY OF LENEXA'S EIGHT GUIDING PRINCIPLES



SUPERIOR QUALITY SERVICES

Ensure that services are provided efficiently and effectively in ways that create a safe, clean, and attractive community for residents, businesses, and visitors.



PRUDENT FINANCIAL MANAGEMENT

Provide exceptional value in public investments by committing to structural fiscal balance in operational and capital activities while upholding transparent finance and budgeting processes.



STRATEGIC COMMUNITY INVESTMENT

Purposefully invest in high-quality infrastructure, facilities, programs, and initiatives across all areas of the community.



EXTRAORDINARY COMMUNITY PRIDE

Celebrate Lenexa's history and reputation as a visionary community and use that heritage to instill future generations with the pride that is reflected in the City's public places, plans, programs, and people.



INCLUSIVE COMMUNITY BUILDING

Enthusiastically engage the public in community initiatives and visioning, including intentionally seeking input and ideas from a diverse assembly of stakeholders.



RESPONSIBLE ECONOMIC DEVELOPMENT

Fortify the city's economic base by encouraging high-quality private development as well as fostering economic opportunity through thoughtful planning processes and the judicious use of economic development investment programs.



SUSTAINABLE POLICIES AND PRACTICES

Lead by example in implementing sustainable and resilient practices where financially and operationally practical as well as enact community-wide policies and strategies that motivate both residents and businesses to do so when reasonable.



VALUES-BASED ORGANIZATIONAL CULTURE

Create an organization that reflects the community's diversity and fosters a superior culture by employing, supporting, and rewarding professionals who make decisions with integrity, deliver results through teamwork, provide exceptional service, lead into the future with vision, are dedicated to excellence, and who truly care about Lenexa.

CITY COUNCIL
2022 AGENDA
ITEMS SUPPORTING
THIS GUIDING
PRINCIPLE

39



SUPERIOR QUALITY SERVICES

ENSURE THAT SERVICES ARE PROVIDED EFFICIENTLY AND EFFECTIVELY IN WAYS THAT CREATE A SAFE, CLEAN AND ATTRACTIVE COMMUNITY FOR RESIDENTS, BUSINESSES AND VISITORS

- After a tornado touched down in Lenexa in 2022, Lenexa’s crews quickly arrived on the scene to clear streets and help make way for utility repair vehicles. After the storm, Municipal Services staff collected **224** truckloads of debris from impacted neighborhoods and opened a drop-off center for debris.
- Municipal Services is **one** of only 178 public works agencies to earn accreditation by the American Public Works Association.
- Lenexa’s Police Department implemented SPIDR Tech, a tool providing helpful, efficient follow-up information to callers.
- Lenexa Police earned the AAA Kansas Community Traffic Safety platinum-level award.
- Lenexa’s Fire Department is one of just **114** accredited fire agencies in the nation to also earn an ISO Class 1 rating. The department was
- reaccredited for the **fifth** time by the Center for Public Safety Excellence in 2022.
- The Fire Department improved emergency response performance in northeast area of the city through new operations out of the Public Safety Complex.
- The Fire Department presented safety and prevention instruction to more than **14,000** people last year including visits to every Lenexa elementary school.
- Proactive programs and resources were shared to inform the community about important topics including severe weather safety, flood risks, building safety, grill safety, fire prevention, and carbon monoxide safety.
- Community Development’s Building Services Division conducted more than **9,400** inspections to ensure construction projects comply with City codes.



- Lenexa participates in the Community Rating System to reduce flood insurance premiums for homeowners. The City maintains the highest rating in Kansas — **Class 5** — which achieves the greatest amount of premium reduction for residents possible.
- Lenexa received the GFOA Distinguished Budget Presentation Award for the FY 2023 budget document (**32nd** consecutive year).
- The Legal Department worked with Municipal Court and community stakeholders to create a mental health diversion program allowing people experiencing mental health conditions to get treatment and reduce recidivism.
- Municipal Court implemented a docket schedule that includes both in-person and virtual appearance options including options for non-English-speaking defendants.
- Information Technology completed Multi State

- Information Sharing and Analysis Center (MS-ISAC) Nationwide Cyber Security review.
- Information Technology adopted National Institute of Security and Technology password standards and migrated all City employees to this standard.
- The Lenexa Rec Center saw a record number of members and day pass users in 2022. **345,104** visitors took advantage of the facilities, amenities and programs.
- Parks crews began removing snow from City trails and school crossings after snowstorms to allow better access for pedestrians.
- The City acquired the Lenexa Cemetery and established policies and procedures for the operation and administration of the cemetery.
- While many communities struggled to open pools due to staffing shortages, Lenexa operated all **three** outdoor pools in 2022 for the full season.

LENEXA OVERVIEW

FINANCIAL OVERVIEW

CAPITAL IMPROVEMENT PROGRAM & DEBT MANAGEMENT

DEPARTMENT/FUND BUDGETS

NON-BUDGETED FUNDS

GLOSSARY

CITY COUNCIL
2022 AGENDA
ITEMS SUPPORTING
THIS GUIDING
PRINCIPLE

53



PRUDENT FINANCIAL MANAGEMENT


PROVIDE EXCEPTIONAL VALUE IN PUBLIC INVESTMENTS BY COMMITTING TO STRUCTURAL FISCAL BALANCE IN OPERATIONAL AND CAPITAL ACTIVITIES WHILE UPHOLDING TRANSPARENT FINANCE AND BUDGETING PROCESSES.

- The City continues to maintain the best possible credit ratings (Aaa from Moody's and AAA from Standard and Poor's) on outstanding general obligation bonds and a structurally balanced General Fund in all five years of the multi-year financial model.
- Lenexa hosted its first budget open house in 2022 to help residents and business owners better understand how the City is investing their tax dollars.
- The 2023 Budget approved by Lenexa City Council in 2022 includes a nearly **one-mill** reduction in the property tax rate. This is the City's **fifth** mill levy reduction in a row.
- Lenexa routinely pursues grants and matching fund opportunities.
- Departments consistently use a variety of cost saving measures including the use of volunteers, cooperative purchasing agreements, flextime/comp time to reduce overtime expenses, and the use of in-house staff for functions routinely outsourced by other jurisdictions.
- The Legal Department established a self-insured retention program for the City's liability insurance coverage resulting in a **23%** reduction in premiums and greater control over liability claim processing.
- Park staff grew more than **10,000** plants from seeds or seedlings that were planted in landscape beds throughout the city, saving over **\$80,000**.
- In 2022, more than **\$170,000** of program, festival and event costs were underwritten by sponsors.
- Information Technology completed cost-saving technology migrations for cellular infrastructure and mobile device management systems.



CITY COUNCIL
2022 AGENDA
ITEMS SUPPORTING
THIS GUIDING
PRINCIPLE

92



STRATEGIC COMMUNITY INVESTMENT


PURPOSEFULLY INVEST IN HIGH-QUALITY INFRASTRUCTURE, FACILITIES, PROGRAMS AND INITIATIVES ACROSS ALL AREAS OF THE COMMUNITY.

- Through the Pavement Management Program **47.2** street lane miles, **9,000** square yards of parking lots, **4.49** miles of curb and **2,348** linear feet of trails were improved and repaired in 2022.
- Improved **21,941** linear feet of sidewalk in 2022.
- Construction kicked off on the future Lenexa Justice Center in fall 2022. This new facility will serve as the headquarters for Lenexa’s Police Department and Municipal Court. The facility is expected to open in Spring 2024.
- Nine Exterior Grant Program projects were awarded by the City in 2022 reimbursing property owners **\$36,118** to repair and improve the exterior of their homes. This resulted in approximately **\$100,000** of private improvement. City Council doubled the investment in the Residential Exterior Grant Program for FY 2023.
- Construction began in 2022 on new disc golf courses at Black Hoof Park. A championship-level, 10,000-foot-long 18-hole course is laid into 80 acres of rugged terrain while a 9-hole course is shorter and more accessible to families and novice players.
- Design work is underway to transform the Lenexa Community Center/Senior Center campus. Planned improvements will create spaces for new and enhanced programs for the whole community, addresses functionality and accessibility issues and beautify this prominent location in Old Town.
- Stormwater crews kept ahead of deteriorating stormwater pipes by replacing **7,532** feet of pipe and lining an additional **10,232** feet of pipe.

MAJOR PROJECTS COMPLETED IN 2022

The five-year Capital Improvement Program approved in 2022 included 41 projects that totaled more than \$245 million.

- Improvements around the busy I-435 and 87th Street interchange included additional turn lanes and through lanes, a new traffic signal, trails along both sides of 87th Street Parkway and a new storm sewer system.
- At Prairie Star Parkway and Kansas Highway 7, exit ramps were realigned, new traffic signals were installed at the ramps, a new median was built at Hedge Lane, and bridge approaches were replaced.
- An improvement project along Quivira Road from 87th Street Parkway to 75th Street included replacement of curbs, stormwater pipes, medians and ADA ramps; street resurfacing; new LED streetlights; traffic signals improvements; and new and widened turn lanes.
- A tunnel under 87th Street Parkway opened in 2022 and provides a safe, accessible connection to Sar-Ko-Par Trails Park for users of the popular Little Mill Creek Trail.
- Stormwater improvement projects were completed in four Lenexa neighborhoods.
- A new parking lot was built off the 89th Street entrance into Black Hoof Park, near the Oak Shelter. The new lot will help meet the increasing needs of park visitors.



CITY COUNCIL
2022 AGENDA
ITEMS SUPPORTING
THIS GUIDING
PRINCIPLE

23



EXTRAORDINARY COMMUNITY PRIDE

CELEBRATE LENEXA’S HISTORY AND REPUTATION AS A VISIONARY COMMUNITY AND USE THAT HERITAGE TO INSTILL FUTURE GENERATIONS WITH THE PRIDE THAT IS REFLECTED IN THE CITY’S PUBLIC PLACES, PLANS, PROGRAMS AND PEOPLE.

- Kids who entered the “Why I Like Lenexa Police” coloring contest helped break ground on the new Justice Center.
- Parks & Recreation hosted dozens of festivals and events, many of which saw record attendance. Participants enjoyed the Art Fair, Chili Challenge, Community Days Parade, Enchanted Forest, Freedom Run, Great Lenexa BBQ Battle, Movies in the Park, Sar-Ko Aglow and Spinach Festival.
- Lenexans and visitors explored a variety of programs sponsored by the Lenexa Arts Council and Parks & Recreation, including outdoor concerts, a community orchestra, art classes and City Center Live.
- More than **26,000** guests experienced the Lenexa

Farmers Market in 2022.

- The Public Market continued to be a gathering place for our community and hosted popular events including Friday Night Sound Bites, Food Truck Frenzy and Utepils. There were **214,124** visitors at the Public Market in 2022.
- The Fire and Police Departments engaged with the Shawnee Mission School District Blue Eagle Program. The Fire Department donated a retired fire truck to the program to provide hands-on training to high school students.
- Parks & Recreation expanded recreation operations and began managing the Legler Barn Museum.





- In 2022, **24** groups participated in the Adopt a Spot program which help keep Lenexa parks and streets clean.
- In October, hundreds of families interacted with firefighters during an open house at Fire Station Three.
- Municipal Services hosted a Truck or Treat event where families had fun and learned about services provided by this department.
- The Lenexa Rec Center hosted a wide range of community engagement events including Yoga by the Fireplace, Outdoor Workout Series, teacher and nurse appreciation events, Underwater Egg Hunt, Naughty or Nice Games, Workout Partner



- Wednesdays and a five-year celebration event of the facility.
- Parks & Recreation offered **16,000** program sessions and more than **24,000** individuals participated in drop in or class programs.
- Learning About Lenexa, a program that partners with local grade schools to teach third graders about Lenexa history and how the city functions, was brought back in 2022 after taking a break during the pandemic.
- Lenexa hosted three 5-foot hearts as part of the Kansas City region's Parade of Hearts campaign.



CITY COUNCIL
2022 AGENDA
ITEMS SUPPORTING
THIS GUIDING
PRINCIPLE

18



INCLUSIVE COMMUNITY BUILDING

ENTHUSIASTICALLY ENGAGE THE PUBLIC IN COMMUNITY INITIATIVES AND VISIONING, INCLUDING INTENTIONALLY SEEKING INPUT AND IDEAS FROM A DIVERSE ASSEMBLY OF STAKEHOLDERS.



- Community Development engaged residents in the process to update the Comprehensive Plan including surveys and an open house in April 2022.
- Dozens of community members shared their ideas for a redesigned skate park as Parks & Recreation hosted several open houses to hear about community priorities.
- The Lenexa Fire Department brought back their Citizens Fire Academy which was put on hold during the pandemic.
- Police Department outreach included Coffee with Cops, Understanding Use of Force Workshops, Internet Safety Workshops, Youth Police Academy and the Citizens Police Academy.
- The Police Community Advisory Board held its first meetings as a formal board in 2022 and expanded its membership.
- Complete Streets improvements continue to be made based on feedback on community priorities.
- The Public Market offers a diverse array of cuisine, representing several cultures from around the world.
- Parks & Recreation scholarships were provided to **73** people in 2022. The department hosted two pickleball tournaments to raise money for the scholarship fund and brought in **\$5,845** in 2022.
- The community voted and chose a new name for Lenexa’s flagship pool which is undergoing a major renovation in 2023. The pool will be called Sar-Ko-Par Aquatic Center when it opens in 2024.
- The Rec Center partners with the University of Kansas to host adaptive swim lessons, offers free admission to caregivers with ADA accommodations, and works with the DeSoto School District Special Education to allow students to utilize the facility to meet health and activity goals.
- Community Garden participants donated excess produce to the Johnson County Multi-Service Center and Farmers Market vendors donate hundreds of pounds of food to three local food banks through the After the Harvest program.
- Rotating monthly art exhibits at Lenexa City Hall include several opportunities for local artists to submit their work for consideration. The Lenexa Artists’ Show displays two- and three-dimensional art made exclusively by Lenexa residents.
- **91** local musicians participated in the Lenexa Community Orchestra in 2022 and shared their talents during three free concerts.

CITY COUNCIL
2022 AGENDA
ITEMS SUPPORTING
THIS GUIDING
PRINCIPLE

83

DEVELOPMENT ACTIVITY FOR 2022

TOTAL CONSTRUCTION VALUATION PERMITTED

\$344,048,435

TOTAL COMMERCIAL
VALUE PERMITTED

\$217,434,348

TOTAL
RESIDENTIAL
UNITS PERMITTED

189

TOTAL RESIDENTIAL
VALUATION PERMITTED

\$126,614,087



RESPONSIBLE ECONOMIC DEVELOPMENT

FORTIFY THE CITY'S ECONOMIC BASE BY ENCOURAGING HIGH-QUALITY PRIVATE DEVELOPMENT AS WELL AS FOSTERING ECONOMIC OPPORTUNITY THROUGH THOUGHTFUL PLANNING PROCESSES AND THE JUDICIOUS USE OF ECONOMIC DEVELOPMENT INVESTMENT PROGRAMS.

THE LEGAL DEPARTMENT DRAFTED ECONOMIC DEVELOPMENT AGREEMENTS TO CONSTRUCT MORE THAN **2,042,000** SQUARE FEET OF NEW DEVELOPMENT IN 2022.



CITY COUNCIL
2022 AGENDA
ITEMS SUPPORTING
THIS GUIDING
PRINCIPLE

22



SUSTAINABLE POLICIES AND PRACTICES

LEAD BY EXAMPLE IN IMPLEMENTING SUSTAINABLE AND RESILIENT PRACTICES WHERE FINANCIALLY AND OPERATIONALLY PRACTICAL AS WELL AS ENACT COMMUNITY-WIDE POLICIES AND STRATEGIES THAT MOTIVATE BOTH RESIDENTS AND BUSINESSES TO DO SO WHEN REASONABLE.

- The City purchased **six** electric vehicle charging stations as part of a new pilot program which will be installed in 2023.
- The Stormwater Cost Share Program distributed **\$22,500** to **36** household for projects including native plantings, permeable surfaces, rain gardens and rain barrels.
- Nearly **7,000** bags of trash and **550** bags of recycling were collected from our park and trail system and diverted from the landfill.
- During Municipal Services 2022 Dumpster Days, **21** tons of steel and **12** tons of e-waste were properly recycled and kept out of the landfill.
- The City purchases renewable electricity for all city facilities.
- Stormwater staff grew approximately **1,000** native plants in a greenhouse for installation in City-owned stormwater facilities and for BMP
- Cost Share private rain gardens. Seeds were collected from established plants.
- Crews use prescribed burning (intentionally applying fire to parks and other public property) annually on **75** to **100** acres to reduce weeds/nonnative plants and keep prairie plants healthy.
- City staff planted **349** trees.
- Public Market merchants participate in a market-sponsored composting program and diverted approximately **14,250** pounds of food waste from the landfill.
- Lenexa has been named a Tree City USA for the past **34** years.
- Stormwater crews removed **1,083** cubic yards of debris from streets and gutters and **219** bags of litter out of City-owned streams and BMPs.
- The City fleet uses newer, fuel-efficient vehicles.
- Hosted a native plant sale during



- a Lenexa Farmers Market.
- Offered pumpkin and Christmas tree drop-off opportunities to keep these biodegradable items out of the landfill.

CITY COUNCIL
2022 AGENDA
ITEMS SUPPORTING
THIS GUIDING
PRINCIPLE

13



VALUES-BASED ORGANIZATIONAL CULTURE

CREATE AN ORGANIZATION THAT REFLECTS THE COMMUNITY'S DIVERSITY AND FOSTERS A SUPERIOR CULTURE BY EMPLOYING, SUPPORTING, AND REWARDING PROFESSIONALS WHO MAKE DECISIONS WITH INTEGRITY, DELIVER RESULTS THROUGH TEAMWORK, PROVIDE EXCEPTIONAL SERVICE, LEAD INTO THE FUTURE WITH VISION, ARE DEDICATED TO EXCELLENCE AND WHO TRULY CARE ABOUT LENEXA.

- Human Resources and Park University partnered for Lenexa Leadership Foundations, a **six-month** training and enrichment program for emerging leaders in the organization.
- The City participated in the Racial Equity In Cities pilot project through United Community Services. Additionally, an employee advisory group was created to advise Human Resources in diversity, equity, inclusion and belonging matters.
- Employees host several charitable activities to help those in need throughout the year. The public is invited to join employees during food drives, diaper drives, bandage drives, coat and clothing collections. Employees also adopt families in need in December through the Red Bag program.
- Lenexa Mayor Michael Boehm received an award for "excellence and leadership at the highest level" from the League of Kansas Municipalities in 2022.
- City employees participated in wellness activities throughout the year including a Lunch & Learn which focused on mental health awareness.
- Employee awards are given each year reflecting how team members exhibit the **six core values** of the organization.



FINANCIAL OVERVIEW

This section includes financial policies and procedures, budget summaries, projections and financial forecasts.

FINANCIAL OVERVIEW

Description of Accounts and Funds

The accounts of the City are organized on the basis of funds and groups of accounts, each of which is considered to be a separate accounting entity. The operations of each fund are accounted for by providing a separate set of self-balancing accounts, which is comprised of its assets, liabilities, fund balance, revenues and expenditures or expenses, as appropriate. The types of funds maintained by the City are as follows:

General Fund: The General Fund is the principal fund of the City and considered a major fund. The majority of the current operating expenditures of the City are financed through revenues received by the General Fund.

Debt Service Fund: The Debt Service Fund is used to account for the payment of principal and interest on the City's general obligation bonds, which are recorded in the general long-term debt account groups. Revenues for this purpose include ad valorem property taxes, special assessment taxes, and investment interest income. The Debt Service Fund is a major fund.

Enterprise Fund: Enterprise funds are used to account for the operations that are financed and operated in a manner similar to private business enterprises where the intent of the governing body is to provide the goods or services to the general public on a continuing basis primarily through user charges. The Stormwater Fund is used to account for the administration, operations, maintenance, financing, and related debt service for providing a systematic, economical and environmentally sensitive means for managing the stormwater functions for the city. The Rec Center Fund is used to account for the programs and services provided to the community at the Rec Center. The Cemetery Fund is used to account for the administration, operations, and maintenance of the City's cemetery.

Special Revenue Funds: These funds are used to account for revenues derived from specific taxes, governmental grants or other revenue sources which are designated to finance particular functions or activities of the City. Budgeted Special Revenue Funds include: Special Highway, Tourism and Convention, Special Alcohol, Special Parks & Recreation, Neighborhood Revitalization, Transportation Improvement Plan (Zone 1, 2 & 3), Parks and Recreation Impact Fee (Zone 1, 2 & 3), Street Tree (Zone 1, 2 & 3), Tax Increment Financing (TIF) funds and Community Improvement District (CID) funds.

Fiduciary Funds: The Pension Trust Fund is used to account for the accumulation of resources for pension benefit payments.

A **Fund** is an accounting entity with a self-balancing set of accounts that records financial transactions for a specific government activity or function. A fund includes both revenue and expenditure accounts. The fund balance of a fund is the excess of a fund's current assets over its current liabilities.

FUND - FUNCTION - DEPARTMENT - DIVISION - ORGANIZATION - OBJECT

The **Expenditure** account numbers used in the City of Lenexa's budgeting and accounting process are broken down by fund, function, department, division, activity, and object.

A function is a group of related activities aimed at accomplishing a major service. A department is a major administrative section of the City of Lenexa, which indicates overall management responsibility for an operation, or group of related operations within a functional area. A division is a segment of the department, which is assigned a specific operation. An organization is a subset of the division, which fulfills a specific task of the division. The expenditure object number designates a specific expense account and is consistently applied throughout all departments, divisions, and organizations.

The **Revenue** account numbers used in the City of Lenexa's budgeting and accounting process are broken down by fund, section, and object.

FUND - SECTION - OBJECT

Sections are categories of revenues such as property taxes, non-property taxes, licenses and permits, intergovernmental, charges for service, fines and forfeitures, use of money, miscellaneous, and non-revenue

receipts. The revenue object number designates a specific revenue account and is consistently applied in funds.

FUND AND DEPARTMENT STRUCTURE		
BUDGETED FUNDS		
FUND TYPE	Fund #	Fund Name/Department
GENERAL	01	General (Major Fund)
		Governing Body
		Executive
		Communications
		Public Market
		Municipal Court
		Non-Departmental
		Finance
		Human Resources
		Information Technology
		Legal
		Community Development
		Fire
		Police
		Municipal Services
		Parks and Recreation
DEBT SERVICE	05	Debt Service (Major Fund)
SPECIAL REVENUE		
	25	Special Highway
	26	Special Alcohol
	27	Special Parks & Recreation
	28	Tourism and Convention
	40/41/42	Parks and Recreation Impact Fee Zone 1, 2 & 3
	43/44/45	Street Tree Zone 1, 2 & 3
	46/47/48	Transportation Improvement Plan Zone 1, 2 & 3
	50	Neighborhood Revitalization
	51	City Center TIF District (Major Fund)
	53	Mining TIF District
	54	Ridgeview Mining TIF District
	55	South Mining TIF
	56	Orchard Corners CID
	57	Prairie Creek CID
	58	Quivira 95 CID
	59	Greystone Plaza CID
	60	Living Spaces CID
	61	City Center East CID #1
	62	City Center East CID #2
	63	I-35 & 95th Street TIF
	64	SpringHill Suites CID
	65	Candlewood Suites CID
	66	Holiday Inn Express CID
	67	Sonoma CID
	68	Lenexa City Center Area E
	69	Lenexa Point CID

FUND TYPE	Fund #	Fund Name/Department
	601	Retreat On The Prairie CID
	602	Jayhawk Ridge CID
	603	Ten Ridge CID
	604	Renner 87 (Brierstone) CID
	605	Central Green CID
	606	City Center Area A CID
ENTERPRISE		
	80	Stormwater
	82	Rec Center
	83	Cemetery

NON-BUDGETED FUNDS		
FUND TYPE	Fund #	Fund Name
SPECIAL REVENUE		
	3	Lenexa Foundation
	10	Capital Improvement (Major Fund)
	15	Grants
	20	Law Enforcement Trust
	21	Legal Trust
	73	Facilities Maintenance
	75	Equipment Reserve
INTERNAL SERVICE		
	85	Health Plan
	86	Risk Management
	87	Workers Compensation
FIDUCIARY		
	90	Pension Trust

Accounting

All Governmental Funds are accounted for using the modified accrual basis of accounting. Revenues are recognized when they become measurable and available. In the General Fund, sales taxes are considered “measurable” when in the hands of the State Department of Revenue and are recognized as revenue at that time. Other major revenues in the General Fund that are determined to be susceptible of accrual include utility franchise taxes, grants-in-aid earned, other governmental revenues, and investment income. Major revenues that are determined not to be susceptible of accrual because they are either not available soon enough to pay liabilities of the current period, or are not objectively measurable include: property taxes, licenses, permits, fines and forfeitures in the General Fund, and property taxes in the Debt Service and Special Revenue Funds.

Expenditures are generally recognized under the modified accrual basis of accounting when the related fund liability is incurred. Exceptions to this rule include:

- Long-term portion of accumulated unpaid vacation and sick pay, which is not accrued.
- Principal and interest on general long-term debt, which is recognized when due.
- Prepaid expenses, which are not recorded.

Balanced Budget

The basis of budgeting is modified accrual for all budgeted funds, including Enterprise Funds. Lenexa adheres to Kansas state budget law which requires the following:

- The adopted budget must be in balance, where the total resources equal total obligations.
- Projected spending cannot exceed the available resources.
- All balances are appropriated in funds supported by general tax levies.

FINANCIAL POLICIES

The purpose of this section is to present a summary of the policies that the City of Lenexa follows in managing its financial and budgetary affairs. Most of the policies listed below are not new but represent long-standing principles and traditions which have guided the City in the past and have allowed the City to maintain its financial stability, even during times of economic recession.

For Lenexa, a Balanced Budget is defined as a budget, in which projected resources (revenues plus use of fund balance) equal projected expenditures. This definition applies to each fund appropriated in the City's budget.

Reserve Policy

- The City will maintain prudent reserve amounts in City funds in order to maintain working capital, fund capital asset replacement, and fund debt retirement. Reserve targets will be based on a number of factors, including a) cash flow requirements, b) contingencies for revenue volatility, and c) contingencies for expenditure volatility and emergencies (such as natural disasters).
- The reserve (unassigned fund balance) target for the General Fund will range from 30% to 35% of budgeted annual General Fund revenues.
- The reserve (fund balance) target for the Debt Service Fund will range from 10% to 20% of the annual principal and interest amounts due on outstanding bonds and temporary notes.
- The reserve (fund balance) target for the Stormwater Fund will range from 10% to 20% of budgeted annual Stormwater Fund revenues.
- The reserve (fund balance) target for the Rec Center Fund will range from 10% to 20% of budgeted annual Rec Center Fund revenues.
- The policy establishes reserve targets for a number of other City funds. These include the Health Plan Fund, the Risk Management Fund, the Workers Compensation Fund, the Tourism and Convention Fund, and the Special Alcohol Fund.

The City Council adopted the current reserve policy in December 2018.

Investment Of Idle Funds

- It is the policy of the City that, giving due regard to the safety and risk of investment, all available funds shall be invested in conformance with legal and administrative guidelines and, to the maximum extent possible, at the highest rates obtainable at the time of investment.
- The primary objectives of investment activities, in order of priority, shall be safety, liquidity, and yield. Safety of principal is the foremost objective of the investment program. Investments shall be undertaken in a manner that seeks to ensure the preservation of capital in the overall portfolio. The investment portfolio shall remain sufficiently liquid to meet all operating requirements that may be reasonably anticipated. This will be accomplished by structuring the portfolio so that securities mature concurrently with cash needs to meet anticipated demands. The investment portfolio shall be designed with the objective of attaining a market rate of return throughout budgetary and economic cycles, taking into account investment risk constraints and liquidity needs.
- No single financial institution should hold demand or time deposits which will constitute more than 10% of the City's portfolio value. No more than 33% of the total portfolio value should be placed with a single issuer other than the United States Treasury. Additional limits are established for specific investment types.
- The City will not directly invest in securities with stated maturities of more than four (4) years from the date of purchase, in accordance with state statute.
- A quarterly investment report will be prepared and submitted to the City Manager and Governing Body. This report will be prepared in a manner which will allow the City to ascertain whether investment activities during the reporting period have conformed to the investment policy.

The City Council adopted the current investment policy in October 2022.

Purchasing Policy

- A commodity or service should be obtained at the lowest cost possible consistent with the quality required to maintain efficient operation of City departments.
- When the Governing Body approves a level of expenditures for any given department that, in itself is not a permit to expend funds, unless the need exists, and the item is within the City budget.
- Purchases less than or equal to \$20,000 per occurrence may be approved by the appropriate Administrative Team member. Purchases totaling over \$20,000 to \$75,000 per occurrence require approval by the City Manager, Deputy City Manager, or Chief Financial Officer. All purchases totaling over \$75,000 per occurrence require approval by the Governing Body.
- The City will maintain a control system to ensure adherence to the budget and will prepare regular reports comparing expenditures to budgeted amounts.

The City Manager approved the purchasing policy in December 2017.

Capital Asset Policy

- To safeguard the investment in capital assets.
- To provide information for preparation of financial statements in accordance with GAAP.
- Land and art assets will be capitalized without regard to cost and will not be depreciated.
- Infrastructure will be capitalized if it has a life expectancy of at least five year and a cost or value exceeding \$300,000.
- Assets other than land and infrastructure will be capitalized if the asset has a useful life of at least two year and a cost of value exceeding \$10,000 for Governmental Fund and \$5,000 for Enterprise funds.
- Small equipment (defined as non-consumable items with a cost greater than \$1,000 and a cost less than or equal to \$10,000) are not capitalized but procedures are established to inventory these items.

The City Manager approved the current capital asset policy in May 2018.

Capital Improvement Policy

- The City will develop a multi-year plan for capital improvements, update it annually and make all capital improvements in accordance with this plan.
- Immediate capital replacement needs and smaller capital projects are funded on a pay-as-you-go basis through a yearly budget transfer. Funding for projects with a projected cost of at least \$300,000 and a useful life of at least five years is provided through the Capital Improvement Program (CIP).
- Capital improvements involve the outlay of substantial funds; therefore, numerous techniques will be looked at to enable the City to pay for capital improvements over a longer period of time, including: General Obligation Bonds, Reserves (fund balances), Revenue Bonds, Lease Purchase, Special Districts, Special Assessments, State and Federal Grants and Cash for Capital Projects.

The City Manager approved the current capital improvement policy in July 2018.

Debt Policy

- To provide for proper planning of capital expenditures and minimize the interest costs incurred on outstanding debt.
- When evaluating the issuance of debt, the City will consider; adherence to the approved Capital Improvement Program; potential for the debt-finance project(s) to create an increase in assessed valuation and/or sales tax revenue; the property tax or other revenue required to fund the annual debt service and any other factor the City believes are pertinent.
- The City will market any debt issues on a competitive basis, unless circumstances related to unusual credit quality, issue size, or market access create a need for a negotiated sale.
- The maximum maturity on general obligation bonds, special obligation bonds and temporary notes shall not exceed the estimated useful life of the capital item being financed or 10 to 15 years whichever is less.
- The maximum maturity on Tax Increment Financing Bonds shall not exceed the estimated useful life of the project or 20 years whichever is less.

- The maximum maturity on Community Improvement District Bonds shall not exceed the estimated useful life of the project or 22 years whichever is less.
- The City will monitor existing debt amount and trends to meet any reasonable standards established by the credit markets.
- The City will monitor all ongoing disclosure requirements and file timely and accurate information with the Municipal Securities Rulemaking Board through its Electronic Municipal Market Access.

The City Council adopted the current debt policy in July 2019.

BUDGET PROCEDURES

Budget Adoption

Applicable Kansas statutes require that annual budgets be legally adopted for all funds (including proprietary funds) unless exempted by a specific statute. Specific funds exempted from legally adopted budgets are all Federal and State Assistance Funds, all Capital Project Funds, the Facilities Maintenance Fund, the Equipment Reserve Fund, the Legal Trust Fund, the Law Enforcement Trust Fund, the Lenexa Foundation Fund, the Capital Improvement Fund, the Risk Management Fund, the Health Plan Fund, the Workers Compensation Fund, and the Pension Trust Fund.

Budget Controls

Control over spending in funds that are not subject to legal budgets is maintained by the use of internal spending limits established by management. For budgeting, revenues are recognized when they become both measurable and available to finance expenditure of the current period, except for special assessments of the Debt Service Fund, which are recognized on a cash basis. Applicable Kansas statutes require the use of an encumbrance system as a management control technique to assist in controlling expenditures. Encumbrances of the budgeted Governmental Fund types, representing purchase orders, contracts, and other commitments, are reported as a charge to the current year budget. For budget purposes, unencumbered cash balances are determined by deducting liabilities and encumbrances from cash and receivables susceptible to accrual. The statutes provide for the following sequence and timetable in adoption of budgets: a) preparation of the budget for the succeeding calendar year on or before August 1 of each year, b) Notice of Public Hearing published on or before August 5 of each year, c) a minimum of ten days notice of public hearing published in a local newspaper, on or before August 15 of each year, and d) Certify adoption of final budget on or before August 25 of each year. These dates apply if not exceeding the Revenue Neutral Tax Rate.

Revenue Neutral Tax Rate calculation

The property tax levy legislation adopted by the State Legislature in 2021 (effective for the 2022 budget) establishes procedural requirements for setting property tax levies. Specifically, the legislation requires calculation of a "revenue neutral rate," which is defined as the mill levy required to raise the same amount of property tax revenue as the prior year using current year assessed valuation amounts. In order to exceed the revenue neutral rate, local governments must publish notice and hold a public hearing. In addition, County Clerks will provide mailed notices to all taxpayers of the revenue neutral rate hearing and the proposed mill levy impacting their specific properties beginning with the 2023 budget.

The legislation sets the following timeline for consideration of budgets that will exceed the revenue neutral rate:

- By June 15: County Clerks provide assessed valuation estimates for the budget and the revenue neutral rate calculation.
- By July 20: City notifies the County Clerk of intent to set the property tax levy above the revenue neutral mill levy.
- Between August 20 and September 20: City holds revenue neutral rate public hearing prior to or in conjunction with the annual budget hearing; City must publish hearing notice in the newspaper and on the City's website at least 10 days prior to the public hearing date.

- The City must adopt a resolution to exceed the revenue neutral rate immediately after the public hearing and before adopting a resolution approving the annual budget.
- By October 1: City certifies annual budget to the County Clerk.

Budget Amendment

The City must first publish a notice of hearing to amend the budget. Ten days after publication, a public hearing is held and the Governing Body may amend the budget at that time. Kansas statutes permit transferring budgeted amounts from one object or purpose to another within the same fund; however, such statutes prohibit creating expenditures in excess of the total amount of the adopted budget of expenditures of individual funds. All appropriations lapse at the end of the year, except for capital project funds, which are carried forward until such time as the project is completed or terminated. Kansas statutes permit original budgets to be increased for previously non-budgeted increases in revenue other than ad valorem property taxes.

Budget Process

The City must prepare and adopt a budget each year. The presentation of the recommended budget is an important step in the process as outlined in the budget calendar on the following page. The budget process is summarized in the following paragraphs.

- **Budget Preparation Guidelines.** The budget preparation guidelines were developed in March 2023 and included the following primary assumptions: a) maintaining or reducing the total mill levy for 2024, and b) an increase of 6% in the City's assessed valuation.
- **Budget Alternatives.** Each department was directed to prepare and submit potential budget alternatives (additions and reductions) for consideration in the 2024 budget process.
- **City Manager Review.** The City Manager reviewed the department budget alternatives and made preliminary decisions on the budget recommendation in May; these decisions were discussed with each department head. The City Manager is submitting a formal budget recommendation to the Governing Body.
- **Governing Body Review of Recommended Budget.** Staff presented an overview of the 2024 recommended budget (along with an update of the City's multi-year financial models) on June 27, 2023. The City will adopt a resolution in July 2023 to set a budget public hearing date and intent to exceed the revenue neutral property tax rate. The Governing Body is scheduled to hold a budget session to review the recommended budget on July 11, 2023. The City anticipates holding a public hearing on August 22, 2023 and the Governing Body formally adopts the budget on August 22, 2023. Upon adoption of the budget, staff will file the required budget forms with Johnson County prior to the October 1, 2023 deadline established by state law.

ROAD TO THE BUDGET 2024

FEBRUARY 2023

- Budget calendar distributed

MARCH 2023

- Budget forms/ instructions
- County Appraiser real property valuation update

APRIL 2023

- Departments submit operating budget requests

MAY 2023

- Departments verify position data
- Departments complete performance measures/other budget information
- City Manager final decisions on budget
- Finalize revenue estimates

JUNE 2023

- Governing Body budget session to review budget
- Final assessed valuation estimates

JULY 2023

- Adopt resolution setting public hearing
- Notify County of intent to exceed Revenue Neutral Rate

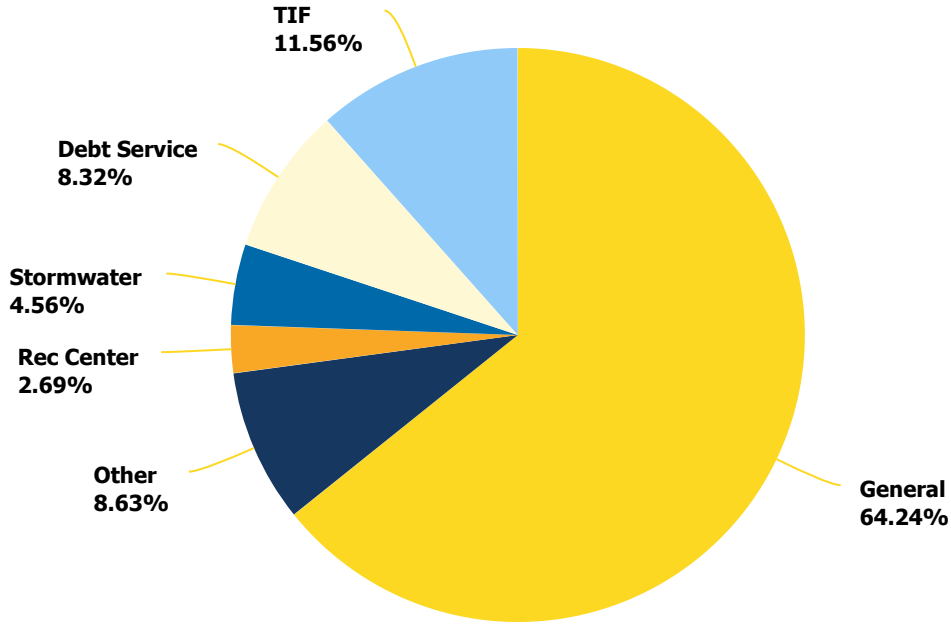
AUGUST/ SEPTEMBER 2023

- Publish public hearing notice
- Budget open house
- Public hearing on budget
- Governing Body adopts budget

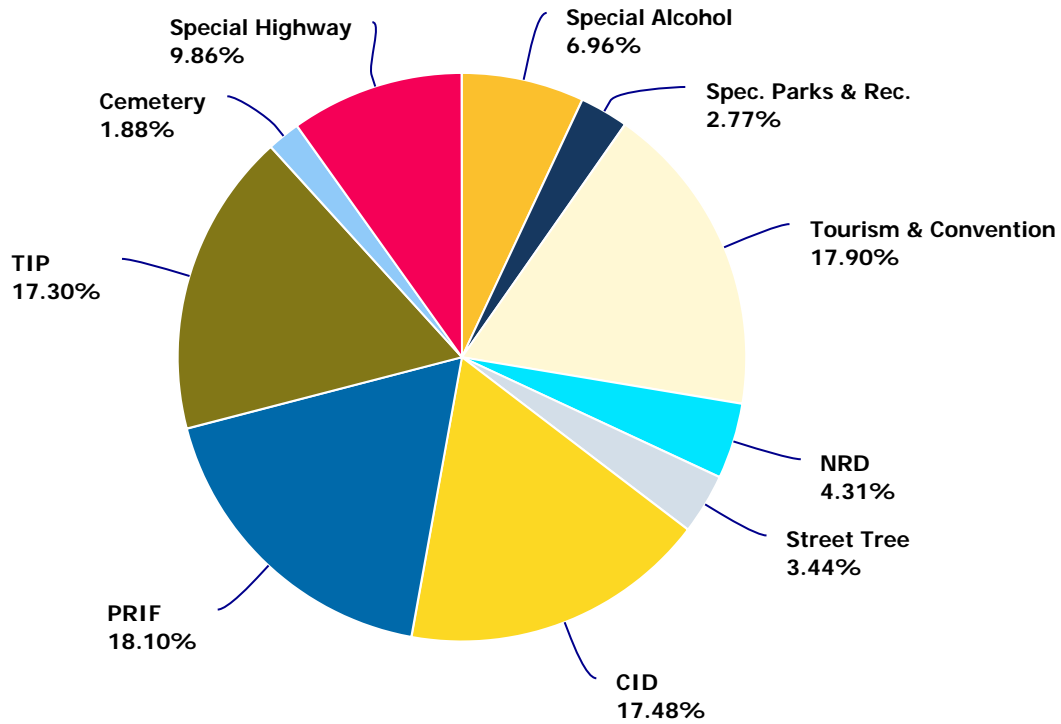
NOVEMBER/DECEMBER 2023

- Budget posted on city website
- Budget submitted to GFOA
- Final mill levy from County

EXPENDITURE BY FUND 2024 BUDGET



BREAKDOWN OF OTHER FUNDS FROM ABOVE GRAPH



BUDGET SUMMARY BY YEAR

Listed below are the resources and expenditures of all budgeted funds for the City of Lenexa. This includes General, Debt Service, Enterprise, and Special Revenue Funds. For further detail into the 2024 budget, look on the following page for the funding sources and expenditures for each fund type.

	2022 Actual	2023 Revised Budget	2024 Budget
BEGINNING FUND BALANCE	\$67,887,927	\$76,014,309	\$70,841,836
REVENUES			
Property Taxes	\$53,889,127	\$63,958,842	\$67,214,717
Non-Property Taxes	69,656,838	66,899,700	68,657,380
Licenses & Permits	2,785,377	1,689,000	2,038,500
Intergovernmental	39,235	-	-
Charges for Services	13,875,695	12,518,919	12,734,353
Fines & Forfeitures	1,045,851	941,000	991,000
Transfers In & Use of Prior Year Balance	2,129,501	798,692	660,000
Other Revenues	1,104,114	1,914,795	1,643,314
TOTAL REVENUES	\$144,525,738	\$148,720,948	\$153,939,264
TOTAL AVAILABLE RESOURCES	\$212,413,665	\$224,735,257	\$224,781,100
EXPENDITURES			
General Government	\$10,740,476	\$12,008,389	\$13,068,705
Public Safety	32,296,583	33,156,450	36,847,328
Community Infrastructure	17,510,128	19,022,163	22,201,636
Parks & Recreation	4,101,015	14,859,137	14,599,407
Economic Development	16,561,371	22,321,613	23,838,635
Debt Service	17,876,740	20,486,803	20,243,707
Transfers for Capital Projects	30,039,930	24,953,903	14,725,220
Other Transfers	7,273,114	7,084,964	8,811,205
TOTAL EXPENDITURES	\$136,399,356	\$153,893,422	\$154,335,843
ENDING FUND BALANCE	\$76,014,309	\$70,841,835	\$70,445,257

*Revised budget is as of budget book publication June 2023.

BUDGET SUMMARY BY FUND

Listed below are the funding sources and expenditures for the 2024 Budget by fund type. In the 2024 General Fund budget, \$38.0 million is budgeted for reserves. For further information on projection of financial condition please turn to the following pages.

	General Fund	Debt Service Fund	Enterprise Funds	Special Revenue Funds	Total
BEGINNING FUND BALANCE	\$37,961,577	\$4,561,824	\$6,212,288	\$22,106,147	\$70,841,836
REVENUES					
Property Taxes	\$37,665,260	\$13,426,371	\$403,086	\$15,720,000	\$67,214,717
Non-Property Taxes	62,057,680	701,600	-	5,898,100	68,657,380
Licenses & Permits	1,978,500	-	60,000	-	2,038,500
Intergovernmental	-	-	-	-	-
Charges for Services	2,006,853	-	9,437,500	1,290,000	12,734,353
Fines & Forfeitures	991,000	-	-	-	991,000
Use of Money	1,243,591	20,000	21,000	-	1,284,591
Miscellaneous	275,569	-	14,000	-	289,569
Non-Revenue Receipts	69,154	-	-	-	69,154
Transfers In	160,000	-	500,000	-	660,000
TOTAL REVENUES	\$106,447,607	\$14,147,971	\$10,435,586	\$22,908,100	\$153,939,264
TOTAL AVAILABLE RESOURCES	\$144,409,184	\$18,709,795	\$16,647,874	\$45,014,247	\$224,781,100
EXPENDITURES					
General Government	\$13,068,705	\$-	\$-	\$-	\$13,068,705
Public Safety	36,415,828	-	-	431,500	36,847,329
Community Infrastructure	17,364,817	-	2,556,719	2,280,100	22,201,636
Parks & Recreation	9,901,136	-	3,729,771	968,500	14,599,407
Economic Development	4,923,397	-	-	18,915,238	23,838,635
Debt Service	2,840,200	13,968,516	3,156,585	278,406	20,243,707
Transfers for Capital Projects	13,225,220	-	1,500,000	-	14,725,220
Other Transfers	8,708,304	-	-	102,900	8,811,204
TOTAL EXPENDITURES	\$106,447,607	\$13,968,516	\$10,943,075	\$22,976,644	\$154,335,843
ENDING FUND BALANCE	\$37,961,577	\$4,741,279	\$5,704,799	\$22,037,603	\$70,445,257

BUDGETARY PROJECTIONS BY FUND

Total projected fund balances (reserves) for all funds for the end of 2023 are \$70.84 million and the general fund reserve is \$37.96 million.

FUND	Balance 1/1/2023	2023 Budgeted Revenue	2023 Revised Budgeted Expenditures	Estimated Balance 12/31/2023
General	\$43,046,577	\$102,150,775	\$107,235,775	\$37,961,577
Debt Service	4,696,677	13,910,014	14,044,867	4,561,824
Special Highway	407,134	1,546,000	1,546,000	407,134
Special Alcohol	918,561	353,000	353,000	918,561
Special Parks & Recreation	105,239	353,000	353,000	105,239
Tourism & Convention	2,734,881	800,000	965,106	2,569,775
Parks & Recreation Impact	3,084,516	425,000	425,000	3,084,516
Street Tree	575,951	90,000	90,000	575,951
TIP	2,578,193	775,000	775,000	2,578,193
Neighborhood Revitalization	485,447	350,000	350,000	485,447
City Center TIF	4,706,963	8,688,000	8,688,000	4,706,963
Mining TIF	2,221,710	3,355,000	3,355,000	2,221,710
Ridgeview Mining TIF	920,274	1,437,000	1,437,000	920,274
South Mining TIF	14,514	50,000	50,000	14,514
Orchard Corners CID	180,136	800,000	800,000	180,136
Prairie Creek CID	34,963	200,000	200,000	34,963
Quivira 95 CID	4,847	60,000	60,000	4,847
Greystone Plaza CID	10,015	80,000	80,000	10,015
City Center East #1 CID	3,633	80,000	80,000	3,633
City Center East #2 CID	385,533	110,000	110,000	385,533
I-35 & 95th Street TIF	2,759,969	1,477,000	1,477,000	2,759,969
Springhill Suites CID	7,854	60,000	60,000	7,854
Candlewood Suites CID	4,520	30,000	30,000	4,520
Holiday Inn Express CID	3,670	35,000	35,000	3,670
Sonoma Plaza CID	72,094	385,000	385,000	72,094
City Center Area E CID	6,867	50,000	50,000	6,867
Lenexa Point CID	39,709	220,000	220,000	39,709
Vista Village CID	-	50,000	50,000	-
Living Spaces CID	-	50,000	50,000	-
Retreat on the Priarie CID	-	50,000	50,000	-
Ten Ridge CID	4,060	50,000	50,000	4,060
Cemetery	338,738	25,000	25,000	338,738
Stormwater Management	2,755,352	7,232,967	7,020,481	2,967,838
Rec Center	2,905,712	3,393,192	3,393,192	2,905,711
TOTAL	\$76,014,309	\$148,720,948	\$153,893,421	\$70,841,835

*Revised budget is as of budget book publication June, 2023.

BUDGETARY PROJECTIONS BY FUND

Total projected budgeted fund balances (reserves) for all funds are \$70.4 million and the general fund reserve is \$38.0 million. Explanation for changes in fund balances are provided on the following page.

FUND	Est. Balance 1/1/2024	2024 Budgeted Revenue	2024 Budgeted Expenditures	Balance 12/31/2024
General	\$37,961,577	\$106,447,607	\$106,447,607	\$37,961,577
Debt Service	4,561,824	14,147,972	13,968,517	4,741,279
Special Highway	407,134	1,505,100	1,505,100	407,134
Special Alcohol	918,561	431,500	431,500	918,561
Special Parks & Recreation	105,239	431,500	431,500	105,239
Tourism & Convention	2,569,775	900,000	954,030	2,515,745
Parks & Recreation Impact	3,084,516	425,000	425,000	3,084,516
Street Tree	575,951	90,000	90,000	575,951
TIP	2,578,193	775,000	775,000	2,578,193
Neighborhood Revitalization	485,447	350,000	350,000	485,447
City Center TIF	4,706,963	8,688,000	8,688,000	4,706,963
Mining TIF	2,221,710	3,355,000	3,355,000	2,221,710
Ridgeview Mining TIF	920,274	1,800,000	1,800,000	920,274
South Mining TIF	14,514	50,000	64,514	-
Orchard Corners CID	180,136	800,000	800,000	180,136
Prairie Creek CID	34,963	200,000	200,000	34,963
Quivira 95 CID	4,847	60,000	60,000	4,847
Greystone Plaza CID	10,015	80,000	80,000	10,015
City Center East #1 CID	3,633	80,000	80,000	3,633
City Center East #2 CID	385,533	110,000	110,000	385,533
I-35 & 95th Street TIF	2,759,969	1,477,000	1,477,000	2,759,969
Springhill Suites CID	7,854	80,000	80,000	7,854
Candlewood Suites CID	4,520	40,000	40,000	4,520
Holiday Inn Express CID	3,670	35,000	35,000	3,670
Sonoma Plaza CID	72,094	500,000	500,000	72,094
City Center Area E CID	6,867	75,000	75,000	6,867
Lenexa Point CID	39,709	220,000	220,000	39,709
Vista Village CID	-	50,000	50,000	-
Living Spaces CID	-	50,000	50,000	-
Retreat on the Prairie CID	-	50,000	50,000	-
Ten Ridge CID	4,060	50,000	50,000	4,060
Renner 87 (Brierstone) CID	-	50,000	50,000	-
Central Green CID	-	50,000	50,000	-
City Center Area A CID	-	50,000	50,000	-
Cemetery	338,738	25,000	25,000	338,738
Stormwater Management	2,967,838	7,275,086	7,188,304	3,054,620
Rec Center	2,905,711	3,135,500	3,729,771	2,311,440
TOTAL	\$70,841,835	\$153,939,265	\$154,335,843	\$70,445,257

Explanation of Changes in Fund Balances

The following funds have projected changes in fund balances for FY 2023 and/or FY 2024: General Fund, Debt Service Fund, Special Alcohol Fund, Tourism and Convention Fund, Stormwater Fund, and Rec Center Fund. These changes are explained below.

General Fund: The fund balance of the General Fund is projected to decrease by \$5.1 million in FY 2023. This is due to a budgeted transfer out of \$8.0 million in excess reserves, to help fund the Capital Improvement Program. The transfer impact is mitigated by the outperformance of the 2022 revenue estimates as the City adheres to its budget principles and uses conservative revenue projections.

Debt Service Fund: The fund balance of the Debt Service Fund is projected to change by -\$0.13 million in FY 2023. This decrease occurs due to increase in debt service as the City pays down outstanding debt and issues new debt.

Special Alcohol Fund: The fund balance of the Special Alcohol Fund is projected to remain flat in FY 2023. No additional change is projected in FY 2024.

Tourism and Convention Fund: The fund balance of the Tourism and Convention Fund is projected to decrease by \$0.17 million in FY 2023 and an additional \$0.05 million in FY 2024 due to expenditures from increased personnel and debt service costs.

Stormwater Fund: The fund balance of the Stormwater Fund is projected to increase to \$2.97 million in FY 2023. This increase is due to additional EDUs coming online. The fund balance is projected to increase \$0.09 million in FY 2024. This increase is also due to additional EDUs coming online.

Rec Center Fund: The fund balance of the Rec Center Fund is projected to remain flat at \$2.91 million in FY 2023 and is projected to decrease by \$0.59 million in FY 2024 due to increased capital expenditures and personnel costs.

Even with the fund balance changes described above, all funds are projected to have fund balances which exceed minimum reserve requirements established by policy as of June 27, 2023.

SUMMARY OF REVENUES BY FUND

This table includes all revenues by fund for actual fiscal year 2022 through budget year 2024.

REVENUES BY FUND	2022 Actual	2023 Revised Budget	2024 Budget
General	\$99,196,854	\$102,150,775	\$106,447,607
Debt Service	13,212,744	13,910,014	13,847,972
Special Highway	1,572,593	1,546,000	1,505,100
Special Alcohol	418,976	353,000	431,500
Special Parks & Recreation	418,976	353,000	431,500
Tourism & Convention	1,586,915	800,000	900,000
Parks & Recreation Impact	201,262	425,000	425,000
Street Tree	218,928	90,000	90,000
TIP	641,787	775,000	775,000
Neighborhood Revitalization	174,997	350,000	350,000
City Center TIF	7,665,713	8,688,000	8,688,000
Mining TIF	2,623,108	3,355,000	3,355,000
Ridgeview Mining TIF	1,483,436	1,437,000	1,800,000
South Mining TIF	2,169	50,000	50,000
Orchard Corners CID	715,803	800,000	800,000
Prairie Creek CID	187,156	200,000	200,000
Quivira 95 CID	32,164	60,000	60,000
Greystone Plaza CID	63,646	80,000	80,000
City Center East #1 CID	(11,544)	80,000	80,000
City Center East #2 CID	124,740	110,000	110,000
I-35 & 95th Street TIF	841,280	1,477,000	1,477,000
Springhill Suites CID	55,020	60,000	80,000
Candlewood Suites CID	25,475	30,000	40,000
Holiday Inn Express CID	24,487	35,000	35,000
Sonoma Plaza CID	422,103	385,000	500,000
City Center Area E CID	36,916	50,000	75,000
Lenexa Point CID	182,606	220,000	220,000
Jayhawk Ridge CID	-	50,000	100,000
Living Spaces CID	-	50,000	50,000
Retreat on the Priarie CID	-	50,000	100,000
Ten Ridge CID	4,060	50,000	100,000
Renner 87 (Brierstone) CID	-	-	100,000
Central Green CID	-	-	100,000
Restaurant Row Area A CID	-	-	100,000
Cemetery	338,778	25,000	25,000
Stormwater Management	8,681,797	7,232,967	7,275,086
Rec Center	3,382,793	3,393,192	3,135,500
TOTAL	\$144,525,738	\$148,720,948	\$153,939,265

SUMMARY OF EXPENDITURES BY FUND

This table includes all expenditures by fund for actual fiscal year 2022 through budget year 2024. Expenditures by fund for FY 2024 include projected December 31, 2024 fund balances (reserves).

EXPENDITURES BY FUND	2022 Actual	2023 Revised Budget	2024 Budget
General	\$97,553,882	\$107,235,775	\$144,409,184
Debt Service	13,545,204	14,044,867	18,709,795
Special Highway	1,549,483	1,546,000	1,912,234
Special Alcohol	235,385	353,000	1,350,061
Special Parks & Recreation	451,231	353,000	536,739
Tourism & Convention	931,494	965,106	3,469,775
Parks & Recreation Impact	100,000	425,000	3,509,516
Street Tree	102,641	90,000	665,951
TIP	235,000	775,000	3,353,193
Neighborhood Revitalization	131,360	350,000	835,447
City Center TIF	5,778,938	8,688,000	13,394,963
Mining TIF	1,898,742	3,355,000	5,576,710
Ridgeview Mining TIF	1,407,454	1,437,000	2,720,274
South Mining TIF	-	50,000	64,514
Orchard Corners CID	707,753	800,000	980,136
Prairie Creek CID	180,615	200,000	234,963
Quivira 95 CID	33,551	60,000	64,847
Greystone Plaza CID	63,514	80,000	90,015
City Center East #1 CID	-	80,000	83,633
City Center East #2 CID	77,493	110,000	495,533
I-35 & 95th Street TIF	232,765	1,477,000	4,236,969
Springhill Suites CID	54,496	60,000	87,854
Candlewood Suites CID	23,937	30,000	44,520
Holiday Inn Express CID	23,569	35,000	38,670
Sonoma Plaza CID	423,505	385,000	572,094
City Center Area E CID	37,254	50,000	81,867
Lenexa Point CID	175,622	220,000	259,709
Jayhawk Ridge CID	-	50,000	50,000
Living Spaces CID	-	50,000	50,000
Retreat on the Prairie CID	-	50,000	50,000
Ten Ridge CID	-	50,000	54,060
Renner 87 (Brierstone) CID	-	-	50,000
Central Green CID	-	-	50,000
City Center Area A CID	-	-	50,000
Cemetery	40	25,000	363,738
Stormwater Management	7,730,853	7,020,481	10,242,924
Rec Center	2,713,575	3,393,192	6,041,212
TOTAL	\$136,399,356	\$153,893,421	\$224,781,100

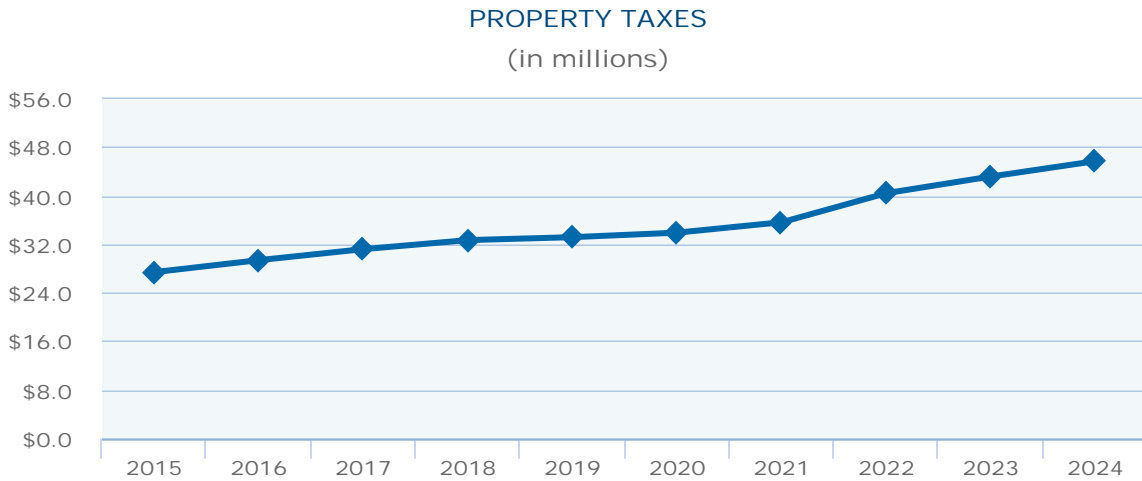
MAJOR REVENUE SOURCES – TRENDS AND ASSUMPTIONS

Listed below are the major revenue sources and the underlying assumptions and trends for each.

Property Taxes

This is the largest source of revenue followed by City and County sales tax revenues. Property tax dollars generated to fund the 2024 budget are \$45.7 million (assuming a 3.0% delinquency rate) as compared to \$43.2 million for the 2023 budget. To generate \$45.7 million in property tax revenue, a mill levy of 27.372 mills is required for the 2024 budget. This includes 22.339 mills for the General Fund and 5.033 mills for the Debt Service Fund. The mill levy of 27.372 is a 0.750 mill decrease from the prior year mill levy of 28.122. The City’s assessed valuation, to which the property tax rate is applied increased from \$1.58 billion in 2023 to \$1.72 billion in 2024. This represents an increase of 8.8%.

Property taxes are billed and collected by Johnson County. The County distributes property taxes to the City in January, March, June, September, and October.

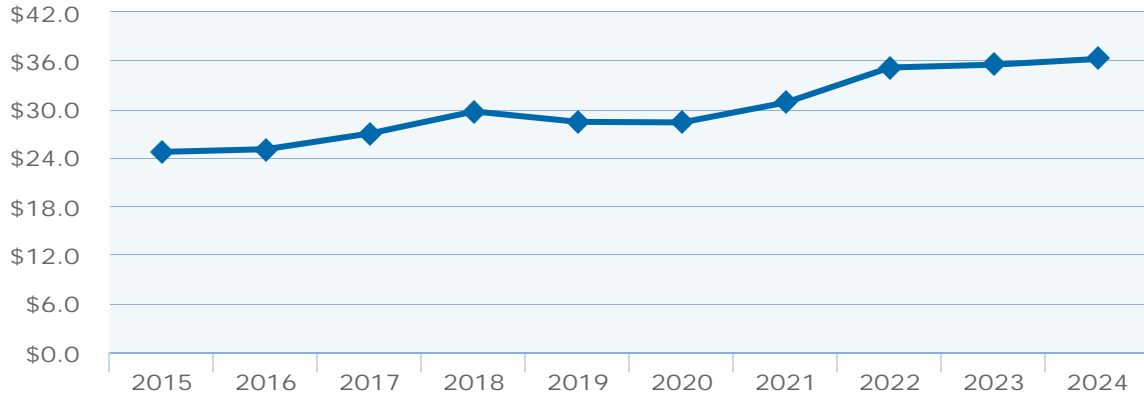


Sales & Use Tax

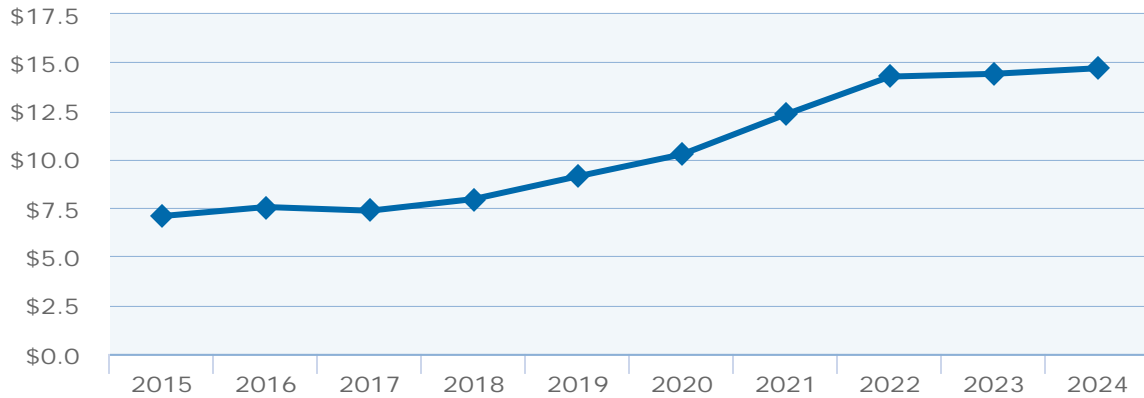
The City currently imposes a 1.375% sales tax rate, which includes a 1.000% general purpose levy and 0.375% to fund road and park maintenance, park facility upgrades and development. (In certain areas of the City, there is an additional 1%/2% sales tax for Community Improvement Districts). The 0.375% sales tax went into effect on Oct. 1, 2008, and is estimated to generate approximately \$9.6 million in sales tax and use tax revenues for the 2024 budget. The City also shares in the distribution of Johnson County sales tax at the rate of 1.475% (an additional 0.25% became effective 4/1/2017). General Fund City sales and use tax revenue is projected at \$25.6 million for 2024 an increase of 12.8% compared to the 2023 budget. General Fund County sales and use tax revenue is projected at \$15.7 million for 2024, an increase of 14.6% compared to the 2023 budget. The large increase in sales and use tax revenue is due to the conservative estimates prepared for the 2023 budget and continued growth in use tax revenues from strong online sales activity.

Sales and use taxes are collected by businesses and remitted to the Kansas Department of Revenue. The Department of Revenue distributes the sales and use taxes to the City on a monthly basis.

SALES TAX - CITY & COUNTY
(in millions)



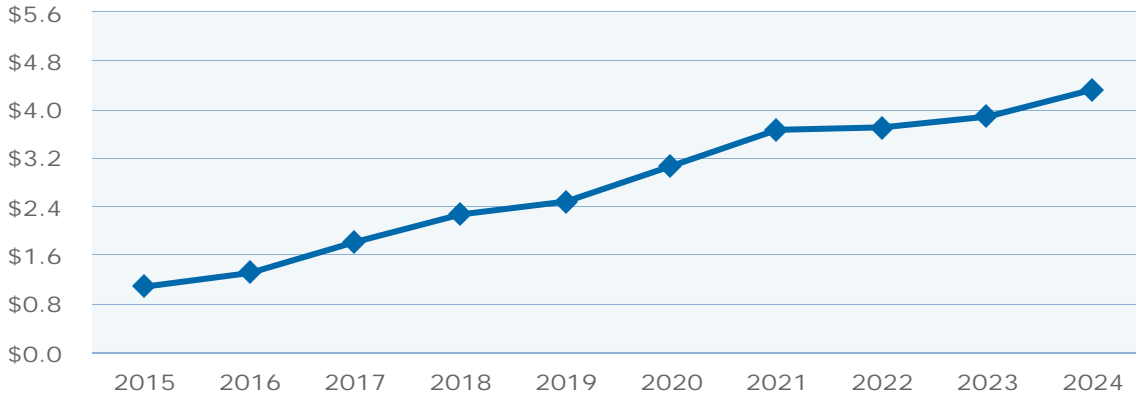
USE TAX
(in millions)



Tax Increment Financing (TIF)

In order to support the Governing Body goals of economic development and reinvestment, the City will consider approval of TIF financing when appropriate. To date, the City has approved multiple TIF project plans in the City Center TIF district and other TIF districts to stimulate development and enhance the City’s property tax base. TIF revenues are created in TIF districts when the assessed valuation of property in the district exceeds the base assessed valuation (which is the assessed valuation at the time the TIF district is created by the City). TIF revenue is projected to increase by 12% in 2024 compared to the 2023 budget.

TAX INCREMENT FINANCING
(in millions)



Franchise Taxes

Electric — Recently, Kansas City Power & Light (KCPL) and Westar Energy have merged and are rebranding as Evergy. Under the current franchise agreement with these providers, a franchise fee of 5% of gross receipts is paid to the City. The City entered into new franchise agreements with Westar Energy, Inc. in 2017, and KCPL in 2019. As they continue to transition into a single company, Evergy, they will continue to pay the same franchise fee of 5%. KCPL billing credits to customers related to the merger, plus weather patterns and the cost of raw materials continue to have the most impact on electric consumption and franchise fees collected. Electric franchise taxes are projected to remain level in 2024 compared to the 2023 budget based on current collections.

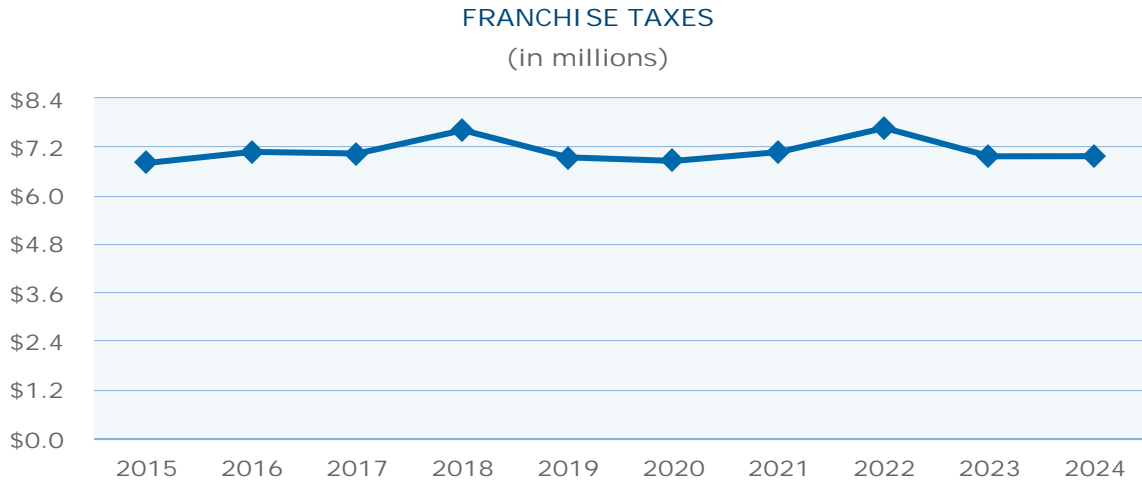
Electric franchise taxes are remitted to the City on a monthly basis.

Gas — The City is served by two natural gas providers. Under their current franchise agreements, a franchise fee of 5% of gross receipts is collected by the provider and remitted to the City. Weather patterns and the wholesale cost of natural gas play a large role in the ultimate consumption of natural gas and total franchise fees collected. The franchise agreement with Atmos Energy was renegotiated and adopted in 2017. The second natural gas franchise with Kansas Gas Service is currently month to month while the City is renegotiating a new natural gas franchise. Annually, the City determines the Volumetric Rate and adopts a Volumetric Rate Calculation Form pursuant to which both providers collect franchise fees on the transport gas sold as a commodity. Gas franchise taxes are projected to increase 3% for 2024 as compared to the 2023 budget based on current collections.

Gas franchise taxes are remitted to the City on a monthly basis.

Communications - Cable Television — Five companies currently provide video service in the City of Lenexa. State law allows cable television and other video service providers to enter into a statewide franchise instead of executing a franchise with each city. Under both local and statewide franchises, the City will collect a 5% gross revenues franchise fee.

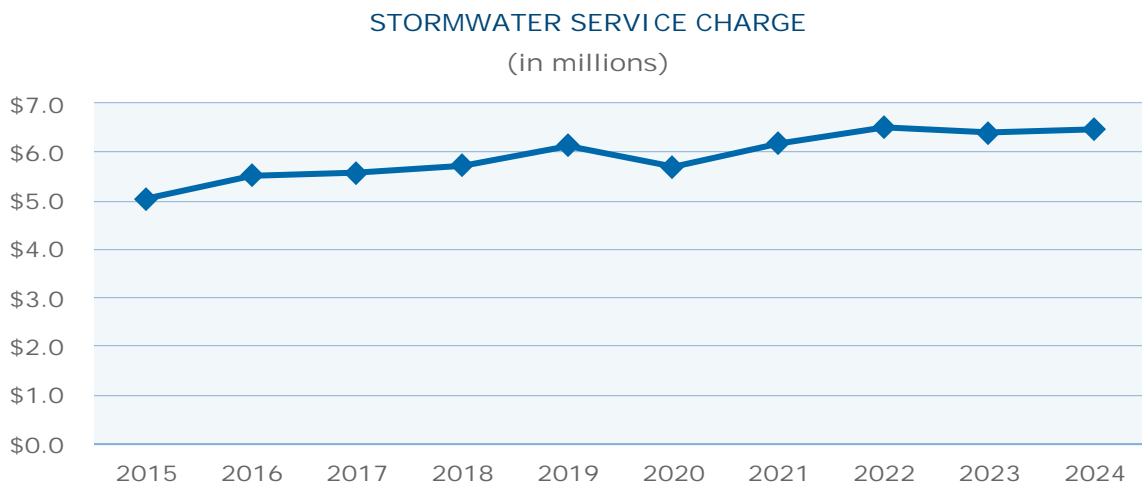
Telecommunications — The City of Lenexa has current franchises with 19 telecommunications providers. The City has been successful in negotiating and adopting franchises with several telecommunication providers and wireless service providers, and continues to seek franchises with other providers that are providing service in the City without a franchise. The City’s franchises with telecommunication providers requires companies to pay a 5% gross revenue franchise fee. Additionally, several telecommunications providers also have a Master License Agreement under which the providers pay an annual attachment fee of \$270 that permits the installation of small cell telecommunication facilities on certain City-owned property. Telecommunication franchise fees are projected to decrease for 2024 compared to the 2023 budget based on historical collections.



Stormwater Service Charge

In 2000, the City developed a Stormwater Management Plan which called for a proactive approach to stormwater management issues within the city. This approach reduces flooding, improves water quality, and builds community assets. To fund this plan the City established a stormwater management fee which is imposed on each residential and nonresidential developed property. The fee pays for operation and maintenance, costs of capital improvements, debt service associated with the stormwater management system and other costs included in the operating budget. This annual service charge will remain constant in the 2024 budget at \$109 per equivalent dwelling unit (EDU). (Homeowners will pay \$109 annually.) Stormwater service charges are budgeted to increase from \$6.40 million to \$6.46 million an increase of 1% due to the growth in the number of EDUs.

Stormwater service charges are billed and collected by Johnson County. The County distributes the service charges on the same schedule as property taxes.

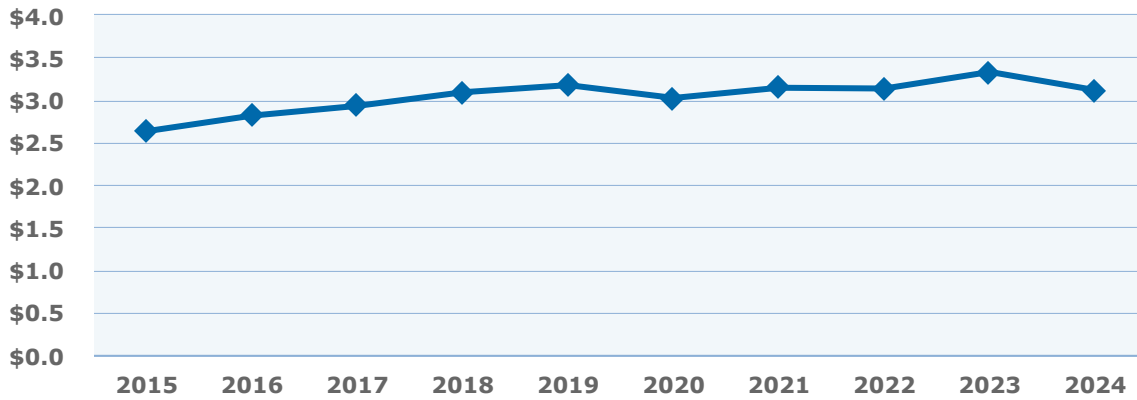


Motor Vehicle Excise Taxes

This is a tax collected by the County at the time of vehicle registration. The amount of tax is based on a statutory amount set for various classes of vehicles (based on original value and age) and is taxed according to the countywide average tax rate for the preceding year. Kansas statutes provide for the distribution of revenue for the vehicle tax among all taxing subdivisions. This division is made in proportion to the

City’s share of the prior year’s total levy rate in which the vehicle has it tax origin. Vehicle tax revenue is proportionately allocated to each fund based on relative property taxes for the prior year. The County treasurer notifies the City of the estimated amount which it is to receive each year. Motor vehicle excise tax is estimated at \$3.16 million for 2024, which is a decrease of 6.5%.

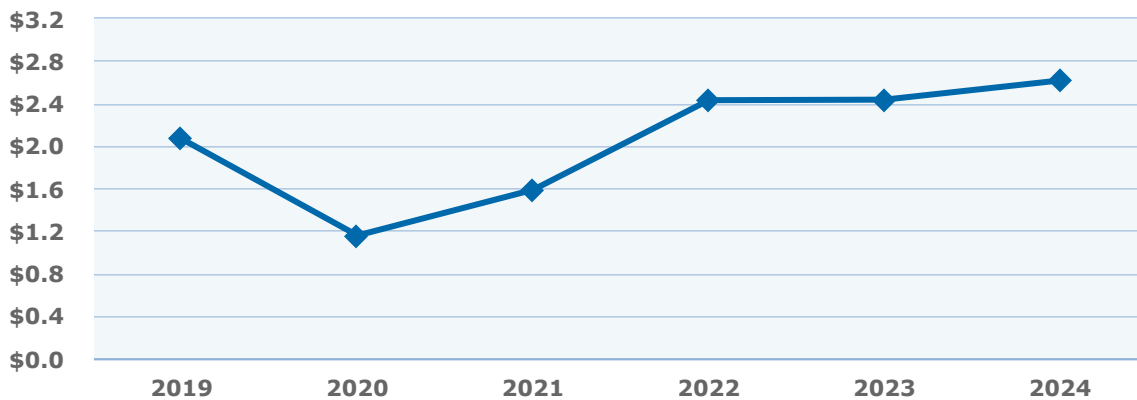
Motor Vehicle Excise Tax
(in millions)



Rec Center Membership Fees

In July of 2017, the City opened a new recreation center. This 100,000 square-foot facility features fitness equipment, an indoor pool, a jogging walking track that encompasses a full-service fitness floor and two gyms for open play. A portion of the 3/8 cent sales tax went toward constructing the facility. The Lenexa Rec Center will cover operational costs through user fees. User fees include memberships, programs, and rentals. Membership fees are estimated at \$2.62 million for 2024, which is an increase of 7.8% over the 2023 budget. The decrease reflected in 2020 is due to the impact of COVID-19 therefore the City continues a conservative estimate for the 2024 budget.

Rec Center Membership Fees
(in millions)



Total Major Revenue Sources

The total major revenue sources described above equal \$120 million in 2024, or 78% of the \$154 million total budgeted revenues.

MULTI-YEAR FINANCIAL FORECAST

Introduction

In accordance with the City's budget management policy, the Finance Department prepares multi-year financial models for the General Fund, Debt Service Fund, and Stormwater Fund during our annual budget process. These three funds comprise more than 83% of the City's operating budget and allow the Governing Body and staff to:

- Obtain a better understanding of the City's future financial opportunities and challenges.
- Create a common set of assumptions and expectations.
- Place an emphasis on long-term financial planning.

The financial models are dynamic and change constantly as staff analyzes and adjusts assumptions. Overall, the models are tools to illustrate the impact of policy decisions and potential trends.

The City has also developed a set of budget principles to guide the preparation of the multi-year financial models, annual budget, and Capital Improvement Program (CIP). These budget principles include:

- Funding ongoing operating expenditures with ongoing revenue sources.
- Using one-time revenues for one-time expenditures (capital projects, for example).
- Maintaining sufficient reserve balances to address unforeseen events.
- Using a conservative approach to revenue estimation to avoid budget shortfalls during the fiscal year.
- Preparing equipment replacement and building maintenance schedules (and providing appropriate funding for these schedules).

By adhering to these budget principles, the City has achieved the best possible credit ratings (Aaa and AAA) on existing general obligation bonds.

Revenue Neutral Tax Rate calculation

The property tax levy legislation adopted by the State Legislature in 2021 (effective for the 2022 budget) establishes procedural requirements for setting property tax levies. Specifically, the legislation requires calculation of a "revenue neutral rate," which is defined as the mill levy required to raise the same amount of property tax revenue as the prior year using current year assessed valuation amounts. In order to exceed the revenue neutral rate, local governments must publish notice and hold a public hearing. In addition, County Clerks will provide mailed notices to all taxpayers of the revenue neutral rate hearing and the proposed mill levy impacting their specific properties beginning with the 2023 budget.

The legislation sets the following timeline for consideration of budgets that will exceed the revenue neutral rate:

- By June 15: County Clerks provide assessed valuation estimates for the budget and the revenue neutral rate calculation.
- By July 20: City notifies the County Clerk of intent to set the property tax levy above the revenue neutral mill levy.
- Between August 1 and August 10: County will mail notices to all taxpayers of the revenue neutral rate hearing and proposed mill levy impacting their specific properties.
- Between August 20 and September 20: City holds revenue neutral rate public hearing prior to or in conjunction with the annual budget hearing; City must publish hearing notice in the newspaper and on the City's website at least 10 days prior to the public hearing date; the City must adopt a resolution to exceed the revenue neutral rate immediately after the public hearing and before adopting a resolution approving the annual budget.
- By October 1: City certifies annual budget to the County Clerk.

For the 2024 budget, the City's estimated revenue neutral rate is 25.858 mills (decrease of 2.264 mills from the 2023 mill levy of 28.122 mills). This revenue neutral rate will generate \$44.5 million of property tax revenue – the same amount as FY 2023.

(The City assumes a delinquency rate of 3% for property tax collections, so the \$44.5 million levied is expected to generate \$43.2 million in actual collections for FY 2023).

The mill levy for the FY 2024 Recommended Budget is 27.372 mills, which exceeds the 25.858 revenue neutral mill levy by 1.514 mills (approximately \$2.53 million).

General Fund Model

Earlier this year, staff presented preliminary General Fund projections through FY 2028. Staff has updated these projections to incorporate revised revenue estimates and the recommended expenditure budget for FY 2024. Staff has summarized the key financial model assumptions in the following table.

TABLE #1: FINANCIAL MODEL ASSUMPTIONS – GENERAL FUND					
	2024	2025	2026	2027	2028
Assessed Value % annual change	9%	4%	4%	4%	4%
Total Mill Levy (2023=28.122)	27.372	26.872	26.500	26.500	26.500
Estimated property tax delinquency rate	3%	3%	3%	3%	3%
City Sales Tax % change (1.375% rate)	2%	2%	2%	2%	2%
Personnel: % of pay allocated for compensation increases/adjustments	6%	4%	4%	4%	4%
General Fund Transfer to Equipment Reserve Fund (equipment replacement) – in millions	\$2.0	\$2.0	\$2.0	\$2.0	\$2.0
General Fund Transfer to Capital Improvement Fund (pay as you go funding for CIP – funded from general revenue) – in millions	\$3.3	\$3.4	\$3.4	\$3.3	\$3.8

The General Fund Transfer amounts in FY 2024 to the Capital Improvement Fund include:

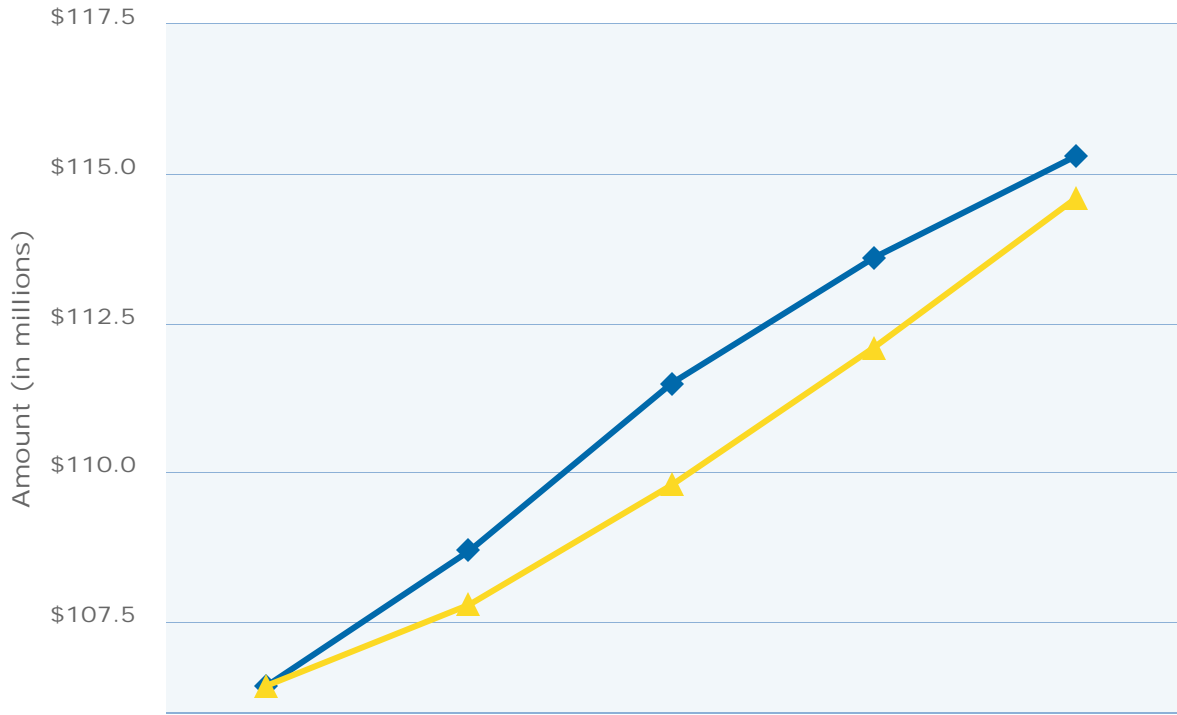
- › 1.000 mills for capital improvement projects (estimated \$1.67 million in 2024)
- › 0.78 mills for the Pavement Management Program (estimated \$1.3 million in 2024)



Due to the size of the existing General Fund reserve, staff also recommended transferring \$8 million from the General Fund to the Capital Improvement Fund in FY 2023 to finance capital projects.

Overall, the mill levy is 27.372 mills in FY 2024 and is modeled to be reduced to 26.500 by FY 2026

The following graph summarizes the revenue and expenditure projections for the General Fund in FY 2024 to FY 2028.

GENERAL FUND PROJECTIONS
FY 2024 - FY 2028 (in millions of \$)



	2024	2025	2026	2027	2028
 Revenues	\$106.4	\$108.7	\$111.5	\$113.6	\$115.3
 Expenditures	\$106.4	\$107.8	\$109.8	\$112.1	\$114.6
Surplus (Deficit)	\$-	\$0.9	\$1.7	\$1.5	\$0.7

Based on the financial model assumptions, the General Fund projections reflect structural balance (revenues equal to or exceeding expenditures) in FY 2024 through FY 2028.

General Fund Reserve (Fund Balance) Information

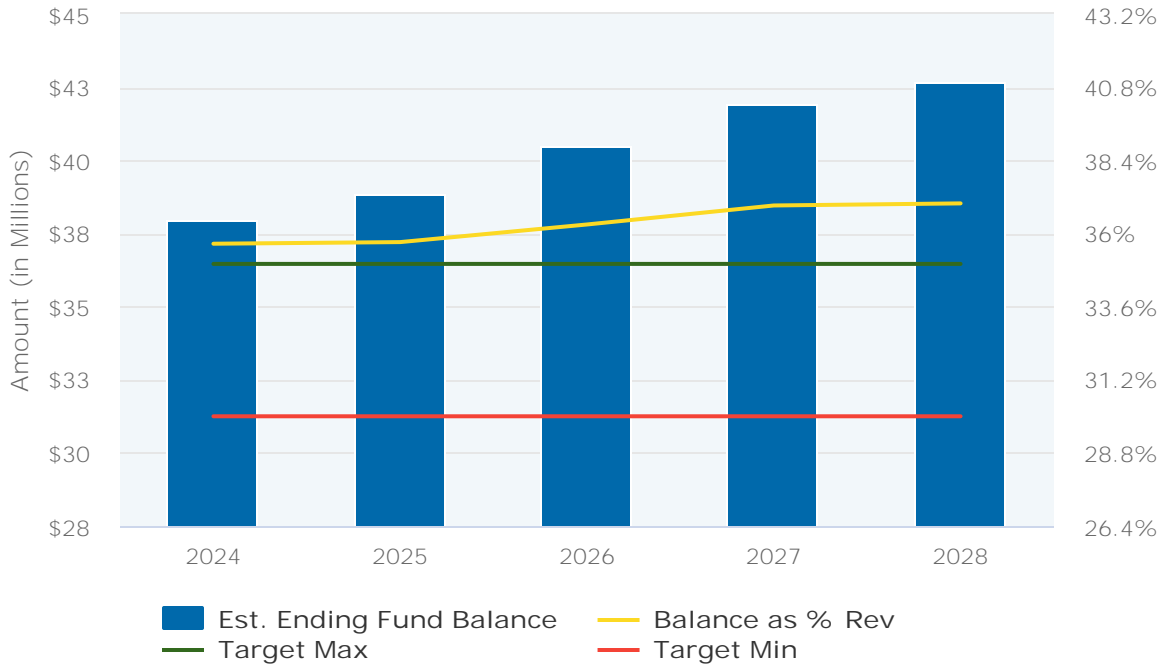
The City adopted a revised policy regarding reserve funds in August 2017. This policy states that the City will maintain prudent reserve amounts in City funds in order to maintain working capital, fund capital asset replacement, and fund debt retirement. The policy establishes reserve targets based on a number of factors, including:

- Maintaining reserves to meet cash flow requirements.
- Maintaining reserves to provide contingencies for unpredictable revenue sources.
- Maintaining reserves to provide contingencies for unpredictable expenditures and emergencies (such as natural disasters).

The policy establishes reserve targets for a number of City funds, including the General Fund. According to the policy, the annual calculation is expected to generate a General Fund reserve target that ranges between 30% and 35% of budgeted annual General Fund revenues. This target range is generally equivalent to four months of General Fund operating expenditures.

The following graph shows projections for the General Fund reserve balances in FY 2024 through FY 2028.

GENERAL FUND RESERVE PROJECTION
FY 2024 - FY 2028



The General Fund reserve ranges from 35% to 37% of projected revenues during the forecast period. The reserve policy requires a reserve of 30% to 35% of General Fund revenues. The projected mill levy is 22.339 mills in FY 2024 and for the forecast period.

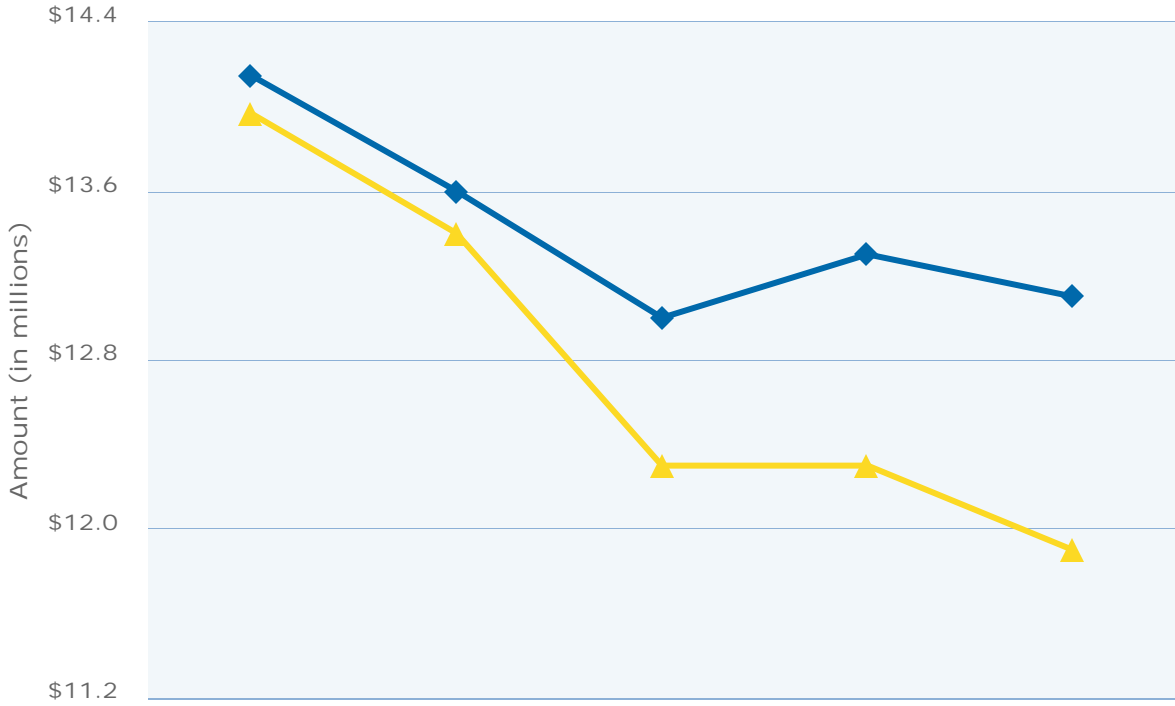
Debt Service Fund Model

Staff has created Debt Service Fund revenue and expenditure projections based on the same assessed valuation assumptions as used for the General Fund. The projections also assume the Debt Service Fund mill levy will be 5.033 mills in FY 2024 and modeled to be reduced to 4.161 mills by FY 2028.

Debt Service Fund expenditures incorporate financing for capital projects funded with general obligation bonds (excluding stormwater projects) in the adopted CIP. In general, repayment for new debt is structured on a level payment basis over a period of 10 years or 15 years. However, there are some projects that will be repaid over a period of 20 years (for example, certain special benefit district debt is repaid over 20 years in accordance with existing development agreements).

The following graph summarizes the revenue and expenditure projections for the Debt Service Fund in FY 2024 to FY 2028.

DEBT SERVICE FUND PROJECTIONS
FY 2024 - FY 2028 (in millions of \$)



	2024	2025	2026	2027	2028
Revenues	\$13.8	\$13.6	\$13.0	\$13.3	\$13.1
Expenditures	\$14.0	\$13.4	\$12.3	\$12.3	\$11.9
Surplus (Deficit)	\$(0.1)	\$0.2	\$0.7	\$1.0	\$1.2

The Debt Service Fund financial model reflects an increase of \$0.2 million in reserves for FY 2024. Projected revenues would meet or exceed debt service expenditures beginning in FY 2024 and throughout the financial model.

The Debt Service Fund reserve ranges from 33.0% of projected debt service expenditures in FY 2024 to 66.0% of debt service expenditures in FY 2028. The reserve policy requires a reserve of 10% to 20% of debt service expenditures. To reduce the reserve amount in FY 2024 through FY 2028, the Governing Body can issue more debt, reduce the Debt Service Fund mill levy, or do both. The projected mill levy is 5.033 mills for FY 2024 and is modeled to be reduced to 4.161 mills by FY 2028.

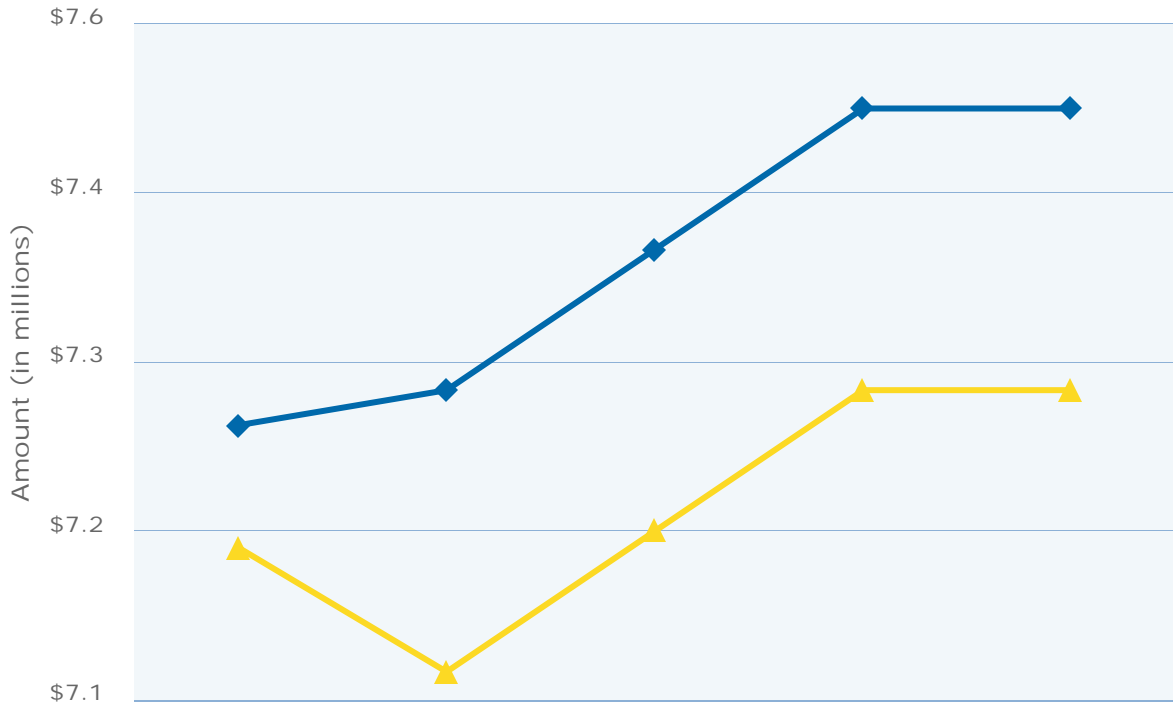
Stormwater Fund Model

Staff has created Stormwater Fund revenue and projections assuming the annual Stormwater service charge is \$109 per equivalent dwelling unit (EDU) in FY 2024 through FY 2028 (same service charge as FY 2023).

The expenditure projections for operating costs are generally based on the same assumptions as the General Fund, and the stormwater debt service projections are based on the capital projects included in the adopted CIP. Debt repayment is structured on a level payment basis over a period of 20 years per the original Stormwater Fund financial model.

The following graph summarizes the revenue and expenditure projections for the Stormwater Fund in FY 2024 to FY 2028.

STORMWATER FUND PROJECTIONS
FY 2024 - FY 2028 (in millions of \$)



	2024	2025	2026	2027	2028
Revenues	\$7.3	\$7.3	\$7.4	\$7.5	\$7.5
Expenditures	\$7.2	\$7.1	\$7.2	\$7.3	\$7.3
Surplus (Deficit)	\$0.1	\$0.2	\$0.2	\$0.2	\$0.2

The Stormwater Fund financial model reflects structural balance (revenues equal to or exceeding expenditures) in FY 2024 through FY 2028.

The ending Stormwater Fund reserve ranges from 42% to 52% of projected revenues. The reserve policy requires a reserve of 10% to 20% of Stormwater Fund revenues. The projected equivalent dwelling unit (EDU) rate is \$109 per EDU for the forecast period (the same as the FY 2023 rate).

Future Challenges and Final Comments

As mentioned earlier, the projections in the multi-year financial models are dynamic and can change significantly in a short period of time. The City can control some of the assumptions while others are uncontrollable and difficult to predict. For these reasons, it is important to maintain reserve levels in accordance with the City’s Reserve Funds policy. Overall, the projections are a tool to illustrate the impact of policy alternatives and to highlight potential financial issues in future years.



CAPITAL IMPROVEMENT PROGRAM & DEBT MANAGEMENT

A summary of the Capital Improvement Program and funding sources can be found here. General guidelines used to manage the debt program, debt ratios and debt schedules are also listed.

CAPITAL IMPROVEMENT PROGRAM

What Is A Capital Improvement Program?

A capital improvement program (CIP) is a plan that is the result of a systematic evaluation of capital projects. The plan serves as a guide for the efficient and effective provision of public facilities, outlining timing and financing schedules of capital projects for a five-year period of time. In the process of formulating the plan, public improvements are prioritized and costs are projected, thereby allowing the City to take maximum advantage of federal, state and county funds. However, the capital improvement plan is not a document of long-term certainty. Rather, the plan is reviewed yearly, during which time the needs of the City may be re-prioritized and financial status re-evaluated. This allows the City further flexibility in maintaining and promoting an effective level of service for present and future citizens.

What Is A Capital Improvement Project?

A capital improvement project is a project that may include the construction of new facilities as additions to the City's assets, renovation of existing structures to significantly extend useful life, and major repair operations of a comprehensive and non-routine nature. To be defined as a capital project, the project must exceed \$300,000 in cost and have a useful life of at least five years. (Immediate capital replacement needs and smaller capital projects are funded on a pay-as-you-go basis through a yearly budget transfer.) Capital improvements involve the outlay of substantial funds; therefore, numerous techniques are evaluated to enable the City to pay for capital improvements over a longer period of time, including: general obligation bonds, reserves (fund balances), revenue bonds, lease purchase, special districts, special assessments, state and federal grants and cash for capital projects. Common examples of capital improvement projects include the construction of roads and bridges, facilities and storm drainage improvements. However, the funding of certain other large ticket items, such as fire trucks, is considered to be capital projects as well.

What Are The Objectives Of A Capital Improvement Program?

1. To forecast public facilities and improvements that will be needed in the near future.
2. To anticipate and project financing needs in order to maximize available federal, state and county funds.
3. To promote sound financial planning in order to enhance and protect the bond rating of the City of Lenexa, in accordance with the debt policy.
4. To avoid, through sound financial planning, dramatic fluctuations of the tax rate.
5. To focus attention on and assist in the implementation of established community initiatives as outlined in the Governing Body Guiding Principles and the Comprehensive Plan.
6. To serve as a guide for local officials in making budgetary decisions.
7. To balance the needs of developing west Lenexa with the needs of the already developed eastern portion of Lenexa.
8. To promote and enhance the economic development of the City of Lenexa in a timely manner.
9. To strike a balance between needed public improvements and the present financial capability of the City to provide for these improvements.
10. To provide an opportunity for citizens and interest groups to voice their requests for community improvement projects.

How Does Capital Spending Impact The Operating Budget?

Capital spending impacts the operating budget by increasing revenue and/or increasing or decreasing expenditures. When the City undertakes a capital improvement such as a boulevard, sometimes it is undertaken to attract new businesses or industries to the city. Thus, the businesses will increase the city's property tax base and also potentially increase sales tax revenues. Building permits will also increase due to the construction of the buildings used in the businesses.

The construction of a new boulevard will also increase the expenditure side of the department's operating budget. The Parks and Recreation Department has additional area to maintain. The Community Development

Department has additional area to zone. The Police Department has an additional street to patrol. The Municipal Services Department has an additional street to clear of snow and ice. The Fire Department has additional areas for fire protection.

The City strives to increase its revenues through the growth of the city, therefore, decreasing the amount of tax dollars required from its citizens.

How Is The Capital Improvement Program Formulated?

Since a Capital Improvement Program is intended to schedule major physical improvements, it is necessary to allow all City departments an opportunity to submit capital improvement requests that are anticipated over a five-year period. Likewise, citizens and public interest groups should be offered the opportunity to voice their requests for community improvement projects.

Once a composite list of capital improvement requests has been created, and the administrative recommendations submitted, the Planning Commission is responsible for reviewing and recommending project priority from a professional planning perspective. The Governing Body is responsible for recommending and prioritizing projects from a budgetary and affordability perspective as well as examining the need and priority of the projects themselves. The scheduling of projects over a five-year period is based on an evaluation of Lenexa's development policies, plans for future growth, and the ability of the City to amortize the debt. It is important to understand that the Governing Body is not committed to a particular expenditure in a particular year. Instead, the capital improvement programming process is repeated each year to allow re-evaluation of previous requests and consider new requests based on changing community needs and conditions.

How Are Capital Improvements Financed?

It is important to note the direct correlation between sound capital planning and favorable bond ratings. Credit rating agencies directly correlate greater risk with large debt. A strong assessed valuation in conjunction with low debt ratios facilitates a better bond rating, thereby resulting in more favorable interest rates for long-term borrowing. A sound capital improvement program is critically important to a favorable bond rating, as it demonstrates that the City is able to exercise control over expenditures.

Because most capital improvements involve the outlay of substantial funds, local governments may not be able to pay for these facilities through annual appropriations in the annual operating budget. Therefore, numerous techniques have evolved to enable local governments to pay for capital improvements over a longer period of time rather than a single year. Most techniques involve the issuance of bonds in which a government borrows money from investors and pays the principal and interest over a number of years. Long-term debt is issued by the City of Lenexa in accordance with the City's debt policy. Brief definitions of financing techniques are listed below.

Authorities and Special Districts: Special authorities or districts may be formed, pursuant to applicable statutory requirements, to provide public improvements. These districts are usually single purpose, providing only a single service or improvement. The purpose of forming authorities or special districts is often to avoid statutory local government debt limits, which restrict the ability of the municipality to issue long-term debt. A further purpose is to provide improvements, which may overlap jurisdictional boundaries. Projects undertaken by special districts and authorities are generally financed through the issuance of revenue bonds, although in some circumstances special districts may be granted the power to tax.

Current (Pay-as-you-go) Revenue: Pay-as-you-go financing refers to the method whereby improvements are financed from current revenues including general taxes, fees, service charges, special funds, and special assessments.

General Obligation Bonds: Many capital improvement projects are funded by the issuance of general obligation bonds. General obligation bonds are full faith and credit bonds, pledging the general taxing power of the jurisdiction to back the bonds. General obligation bonds can be sold to finance permanent types of improvements such as schools, municipal buildings, parks, and recreation facilities. In some circumstances, voter approval may be required.

Lease/Purchase: Local governments using the lease/purchase method prepare specifications for a needed public works project that is constructed and owned by a private company or authority. The facility is then leased back to the municipality, and the title is conveyed to the municipality at the end of the lease period. The lease period is of such length that the payments retire the principal and interest.

Reserve Funds: In reserve fund financing, funds are pooled in advance to finance an upcoming capital construction or purchase. This pool of funds may be from surplus or earmarked operational revenues, funds in depreciation reserves, or the sale of capital assets.

Revenue Bonds: Revenue bonds are a mechanism used in cases where the project being funded will generate revenue from user fees, such as water or sewer systems. These fees are used to pay for the improvement project. These bonds are not generally subject to statutory debt limitations, as the full faith and credit of the municipal entity do not back these issues. However, some revenue bonds, referred to as “double barreled” revenue bonds, have supplemental guarantees to make the investment more appealing. The interest rate on revenue bonds is generally higher than that for general obligation bonds.

Special Assessments: Community Development projects that more directly benefit certain property owners may be financed in the interest of equity by the use of special assessments. In this method, the directly benefiting property owners are assessed the cost of the improvement based upon applicable formulas and/or policies. Local improvements typically financed by this method include street pavement, sanitary sewers, and water mains.

State and Federal Grants: State and federal grants-in-aid are financing methods that have financed many improvements including street improvements, water and sewer facilities, airports, parks and playgrounds. The costs of these improvements may be paid for entirely by the grant, although in many instances these funds must be leveraged with local funds.

DEBT MANAGEMENT

Derivatives

As required by the debt policy, the City will cautiously plan for the potential use of any derivative products. The City will carefully examine these products (which usually take the form of non-traditional financing structures) on a case-by-case basis with full analytical review of the costs and benefits of the derivative option. The City will only consider derivatives in very specific debt applications, and not as a general rule for basic municipal infrastructure funding. The City does not currently use any derivative products for debt management purposes.

Credit Ratings

One objective of the City's debt policy is to help secure favorable credit ratings in order to minimize borrowing costs and preserve access to the credit markets. In general, a credit rating is an independent summary judgment on the willingness and ability of a debt issuer to make full and timely debt service payments to investors. The City's debt is rated by Moody's Investors Service and Standard & Poors Ratings Services. The City's credit ratings on general obligation bonds are:

- Moody's Investors Service Aaa
- Standard & Poors Ratings Services AAA

Moody's Investors Service made the following comments in August 2022:

The City of Lenexa, KS (Aaa stable) benefits from a sizable and growing tax base with above average resident income and a significant commercial presence, strong financial performance, and a moderate pension burden. These attributes are weighed against an above-median but manageable debt burden, and reliance on economically sensitive sales tax revenue which accounts for about 40% of operating revenue.

Standard & Poors Ratings Services maintained its rating of AAA on the City's general obligation bonds. In assigning the AAA rating to the City's general obligation bonds, Standard & Poors made the following comments in August 2022:

The city is a wealthy suburb of Kansas City that continues to undergo steady development. With ongoing positive budgetary performance and revenue growth, Lenexa has maintained very strong reserves while being able to supplement debt-funded capital with excess cash flow. Lenexa will likely continue to use excess fund balance for capital, but we don't expect available reserves will fall below the city's required policy levels. Given the expectations for continued development, we believe local economic conditions will contribute to general stability over the coming years. The rating also reflects our view of the city's:

- Robust and growing economy in the broad and diverse Kansas City MSA;
- Comprehensive financial management policies support consistent operational results;
- Healthy budgetary performance and a history of maintaining very strong reserves and liquidity; and
- Weak debt profile with ongoing capital needs and planned debt issuances, and no immediate pension and other postemployment benefits (OPEB) pressures.

SUMMARY

The City has adopted a debt policy to ensure that the City is able to make all debt service payments in a timely manner. The City’s financial position is favorable, as can be seen by the credit ratings assigned to the City’s general obligation bonds. Current debt levels are manageable, and the City’s financial reserves remain sufficient. Sound financial policies, including a debt management policy, are in place to maintain the City’s financial health in 2024 and beyond. Additional information on the City’s current debt service, projected debt service, and debt ratios is presented in the remainder of this section.

DEBT SERVICE

Debt Service Fund - 05

Fund Description

To account for all monies used for the retirement of general obligation bonds (excluding Stormwater bonds). Revenue for debt retirement comes primarily from an ad valorem tax levied on real and personal property.

Core Services

- Debt service expenditures in FY 2024 consist of \$12.9 million in general obligation principal payments and interest payments.
- The projected reserve in the FY 2024 budget is \$4.7 million or approximately 34% of budgeted annual debt service and transfers.

EXPENDITURE INFORMATION			
EXPENDITURE CATEGORY	2022 Actual	2023 Revised Budget	2024 Budget
Personal Services	\$-	\$-	\$-
Contractual Services	7,490	-	-
Commodities	-	-	-
Capital Outlay	-	-	-
Debt Service	13,537,714	13,031,555	12,909,346
Transfers	-	1,013,312	1,059,170
Reserves	-	-	4,741,279
TOTAL	\$13,545,204	\$14,044,867	\$18,709,795



DEPARTMENT/FUND BUDGETS

A description of the funds and departments can be found here. A summary of all department expenditures is listed, along with a mission statement, accomplishments, objectives, staffing requirements and major budget changes.

GOVERNING BODY

General Fund — Governing Body — 01010000

Mission Statement

The Mayor and City Council commit to responsible governance and pledge that local decisions will be made in a transparent, thoughtful, and inclusive manner. We strive to do the right things for the right reasons guided by core principles.



Accomplishments for 2022

- Decreased the property tax mill levy for the fifth consecutive year.
- Doubled the investment in the Residential Exterior Grant Program for FY 2023.
- Completed construction of the Little Mill Creek Trail tunnel under 87th Street.
- Began construction on the new Lenexa Justice Center.
- Completed design for Sar-Ko-Par Aquatics Center.
- Completed design for Rolling Magic Skatepark.
- Facilitated over \$344 million in commercial and residential development.
- Continued investment in the Annual Sidewalk Program.
- Launched an electric vehicle (EV) charging station pilot program in City Center and Old Town.
- Resolved to record City Council business meetings for public viewing.

Objectives for 2023/2024

- Reduce the mill levy.
- Conduct the 2023 Citizen Survey.
- Take necessary actions to educate citizens on the 3/8¢ Sales Tax renewal.
- Conclude the Comprehensive Plan review process.
- Engage the community in the Parks & Recreation Master Plan process.
- Complete construction of the new Justice Center.
- Complete construction of Rolling Magic Skatepark.
- Finalize design and begin construction of the Old Town Activities Center.
- Construct the Sar-Ko-Par Aquatics Center.
- Complete construction of the first phase of Cedar Station Park.
- Engage with the state of Kansas and other stakeholders in the K-10 Expansion Project.






- Promote continued investment in key commercial areas.

EXPENDITURE INFORMATION			
EXPENDITURE CATEGORY	2022 Actual	2023 Revised Budget	2024 Budget
Personnel Services	\$153,038	\$156,051	\$163,574
Contractual Services	86,763	104,500	127,000
Commodities	679	5,500	5,500
Capital Outlay	-	-	-
Transfers	-	-	-
TOTAL	\$240,480	\$266,051	\$296,074

Major Budget Changes for FY 2024

- Added additional funds to contractual services for SWAGIT recording services. This expense is being moved from Non-Departmental to Governing Body.

GOVERNING BODY		KEY PERFORMANCE INDICATORS				
<p><i>The Key Performance Indicators summary represents a select set of performance indicators that, when looked at together, provide a snapshot of the overall health and well-being of the Governing Body. The measures selected contain a mix of key indicators from various department outcome measures. Prior year trend information is provided. Refer to the Lenexa Overview section for additional department information as it relates to the Guiding Principles.</i></p>						
Guiding Principle	Key Indicator	2020 Actual (Target)	2021 Actual (Target)	2022 Actual (Target)	2023 Estimate	2024 Target
Superior Quality Services	% of citizen survey respondents who are "satisfied" or "very satisfied" with Lenexa as a place to live is 90% or greater.	DNM	97% (≥90%)	DNM	97%	N/A
Extraordinary Community Pride	% of citizen survey respondents who are "satisfied" or "very satisfied" with Lenexa's quality of life is 95% or greater.	DNM	96% (≥95%)	DNM	96%	N/A
Responsible Economic Development	% of citizen survey respondents who are "satisfied" or "very satisfied" with Lenexa as a place to work is 90% or greater.	DNM	90% (≥90%)	DNM	90%	N/A
Prudent Financial Management	% of citizen survey respondents who are "satisfied" or "very satisfied" with the overall value that they received for tax dollars and fees is 75% or greater.	DNM	72% (≥75%)	DNM	72%	N/A

	Met or exceeded target for that fiscal year
	Near fiscal year target but did not meet
	Did not meet fiscal year target and improvement is needed
	New measure, did not measure, or no data available
	No target set

Source: 2019 & 2021 Citizen Survey results

DNM = Did Not Measure

EXECUTIVE

General Fund — Executive Department — 01011000

Mission Statement

Enhance the quality of life for those who live in, work in, or visit our community through organizational leadership and by providing exceptional support to the Governing Body.



Core Services

- Professional management of the organization.
- Facilitate community engagement and resident services.
- Promote economic development and redevelopment.
- Guide all City departments in meeting the community's vision through the Governing Body's guiding principles.

Accomplishments for 2022

- Selected a new Chief Financial Officer.
- Completed construction of the Little Mill Creek Trail tunnel under 87th Street.
- Began construction on the new Lenexa Justice Center.
- Completed design for Sar-Ko-Par Aquatics Center.
- Completed design for Rolling Magic Skatepark.
- Facilitated over \$344 million in commercial and residential development.
- Continued investment in the Annual Sidewalk Program.
- Launched an electric vehicle (EV) charging station pilot program in City Center and Old Town.
- Participated in the Racial Equity In Cities pilot project through United Community Services (UCS).

Objectives for 2023/2024

- Facilitate onboarding and orientation of a new Mayor and any new City Council members.
- Assemble and present the FY 2024-2028 Capital Improvement Plan.
- Conduct the 2023 Citizen Survey.
- Take necessary actions to educate citizens on the 3/8¢ Sales Tax renewal.
- Conclude the Comprehensive Plan review process.
- Engage the community in the Parks & Recreation Master Plan process.

- Complete construction of the new Justice Center.
- Complete construction of Rolling Magic Skatepark.
- Finalize design and begin construction of the Old Town Activities Center.
- Construct the Sar-Ko-Par Aquatics Center.
- Engage with the state of Kansas and other stakeholders in the K-10 Expansion Project.
- Manage the breadth of economic development activity in all areas of the community.

Future Opportunities/Issues

- Supporting newly elected leadership.
- Implementing recommendations from the Comprehensive Plan and Parks & Recreation Master Plan.
- Keeping compensation and benefits competitive with the labor market.
- Managing the growth and development of new leaders in the organization.
- Burgeoning growth and utility coordination challenges.
- Attainable housing.






EXPENDITURE INFORMATION			
EXPENDITURE CATEGORY	2022 Actual	2023 Revised Budget	2024 Budget
Personnel Services	\$984,278	\$1,009,525	\$1,083,219
Contractual Services	159,559	211,093	213,600
Commodities	4,974	2,900	2,900
Capital Outlay	-	-	-
Transfers	-	-	-
TOTAL	\$1,148,811	\$1,223,518	\$1,299,719

Major Budget Changes for FY 2024

- No major budget changes.

STAFFING EXECUTIVE			
POSITION	2022 Actual	2023 Revised Budget	2024 Budget
Administrative Assistant	0.50	0.50	0.50
Assistant to the City Manager	1.00	-	-
Assistant City Manager	1.00	1.00	1.00
City Clerk	1.00	1.00	1.00
City Manager	1.00	1.00	1.00
Deputy City Manager	1.00	1.00	1.00
Economic Development Analyst	-	1.00	1.00
EXECUTIVE TOTAL	5.50	5.50	5.50

EXECUTIVE		KEY PERFORMANCE INDICATORS					
<p><i>The Key Performance Indicators summary represents a select set of performance indicators that, when looked at together, provide a snapshot of the overall health and well-being of the Executive Department. The measures selected contain a mix of key indicators from various department outcome measures. Prior year trend information is provided. Refer to the Lenexa Overview section for additional department information as it relates to the Guiding Principles.</i></p>							
Guiding Principle	Department Core Services	Key Indicator	2020 Actual (Target)	2021 Actual (Target)	2022 Actual (Target)	2023 Estimate	2024 Target
Extraordinary Community Pride	Facilitate community engagement and resident services.	% of citizen survey respondents who are "satisfied" or "very satisfied" with Lenexa's quality of life is 95% or greater.	DNM	96% (≥ 95%)	DNM	96%	95%
Prudent Financial Management	Promote economic development and redevelopment.	% of citizen survey respondents who are "satisfied" or "very satisfied" with the overall value that they received for tax dollars and fees is 75% or greater.	DNM	72% (≥ 75%)	DNM	72%	75%
Superior Quality Services	Facilitate community engagement and resident services.	% of citizen survey respondents who are "satisfied" or "very satisfied" with quality of services provided by the City is 90% or greater.	DNM	91% (≥ 90%)	DNM	91%	90%
Values based Organizational Culture	Guide all City departments in meeting the community's vision through the Governing Body's guiding principles.	% of citizen survey respondents who are "satisfied" or "very satisfied" with quality of customer service received from City employees is 85% or greater.	DNM	82% (≥ 85%)	DNM	82%	85%

	Met or exceeded target for that fiscal year
	Near fiscal year target but did not meet
	Did not meet fiscal year target and improvement is needed
	New measure, did not measure, or no data available
	No target set

Source: 2019 & 2021 Citizen Survey results

DNM = Did Not Measure

COMMUNICATIONS

General Fund — Communications Department — 01012000

Mission Statement

Committed to engaging, educating, and informing stakeholders by providing relevant, accurate and timely information about City projects, issues and events. Assist departments with strategic communications planning and create Lenexa branded products to support their programs. These efforts help create Lenexa's identity and promote that we are a welcoming and transparent organization.



Core Services

- Create and implement strategic communications/marketing plans to support programs and events.
- Provide valuable content to target audiences in a timely manner.
- Create and publish our resident magazine, TownTalk.
- Coordinate media relations for the City of Lenexa.
- Manage City's social media accounts, websites, and e-newsletters.
- Execute and create advertising campaigns.
- Help create community engagement.
- Promote Lenexa brand by using quality graphic design and photography.
- Monitor stakeholder questions and deliver timely responses.

Accomplishments for 2022

- Created and implemented strategic marketing plans for amenities, programs and recruiting.
- Worked with reporters to ensure they had accurate information to share about the City.
- Created six engaging, informative issues of TownTalk.
- Created 189 external and 53 internal e-newsletters.
- Managed City websites and selected a new CMS vendor for two external websites and intranet.
- Strong social media presence with high engagement.
- Captured quality photographs and video and managed the volunteer photographer program.
- Created materials for new Budget Open House event.
- Developed State of the City video in lieu of in-person event.
- Actively engaged in the Comprehensive Plan steering committee.
- Supported multiple large-scale building projects including groundbreaking for Justice Center.

Objectives for 2023/2024

- Create engaging, accurate and timely information for stakeholders.
- Share a wide range of stories about City projects from multiple departments.
- Produce high-quality products which positively reflect the Lenexa brand.
- Drive traffic to Rec Center, Public Market, Farmers Market, festivals and programs.
- Create two websites and intranet on new CMS to better serve internal and external needs.
- Work closely with HR to support recruiting efforts.
- Maintain an excellent working relationship with reporters.
- Actively support Comprehensive Plan and Parks Master Plan steering committees.
- Create strategic communications plan to educate the public on possible sales tax renewal initiative.

Future Opportunities/Issues

- Communicating with a diversified audience seeking information through a variety of platforms.
- Creating long-term strategies for audience retention for amenities, festivals and programs.
- Strategically expanding the use of video to share Lenexa stories.
- Continue exploring ways to effectively deliver Lenexa’s messages in an impactful way.

EXPENDITURE INFORMATION			
EXPENDITURE CATEGORY	2022 Actual	2023 Revised Budget	2024 Budget
Personnel Services	\$555,913	\$576,180	\$623,316
Contractual Services	196,071	217,440	255,970
Commodities	14,915	5,150	5,150
Capital Outlay	-	-	-
Transfers	-	-	-
TOTAL	\$766,899	\$798,770	\$884,436

Major Budget Changes for FY 2024

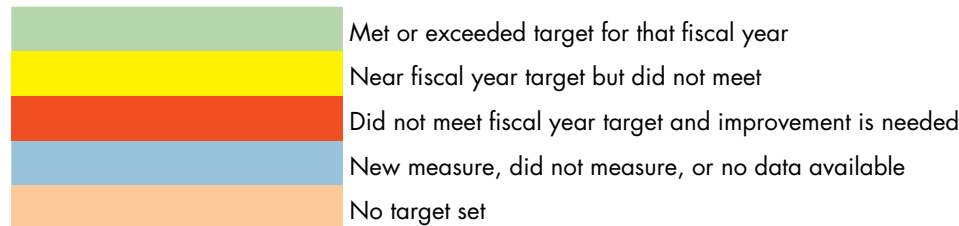
- Additional funds for publication printing and postage.
- One-time funding for an educational campaign for possible sales tax renewal initiative in 2024.

STAFFING COMMUNICATIONS			
POSITION	2022 Actual	2023 Revised Budget	2024 Budget
Communications Director	1.00	1.00	1.00
Communications Specialist	1.75	2.00	2.00
Senior Communications Specialist	2.00	2.00	2.00
COMMUNICATIONS TOTAL	4.75	5.00	5.00

COMMUNICATIONS DEPARTMENT **KEY PERFORMANCE INDICATORS**

The Key Performance Indicators summary represents a select set of performance indicators that, when looked at together, provide a snapshot of the overall health and well-being of the Communications Department. The measures selected contain a mix of key indicators from various department outcome measures. Prior year trend information is provided. Refer to the Lenexa Overview section for additional department information as it relates to the Guiding Principles.

Guiding Principle	Department Core Services	Key Indicator	2020 Actual (Target)	2021 Actual (Target)	2022 Actual (Target)	2023 Estimate	2024 Target
Inclusive Community Building	Provide valuable content to target audiences in a timely manner.	% of citizen survey respondents who are "satisfied" or "very satisfied" with the overall effectiveness of City communications with the public exceeds 75%	DNM	82% (≥75%)	DNM	80%	N/A
Inclusive Community Building	Create and implement strategic communications and marketing plans to support City programs and events.	% of citizen survey respondents who are "satisfied" or "very satisfied" with the availability of information about City programs and services exceeds 70%	DNM	73% (≥70%)	DNM	71%	N/A
Superior Quality Services	Create and publish our resident magazine, TownTalk.	% of citizen survey respondents who are "satisfied" or "very satisfied" with the Resident Magazine TownTalk exceeds 80%	DNM	94% (≥80%)	DNM	90%	N/A
Superior Quality Services	Manage City's social media accounts, websites and e-newsletters.	% of citizen survey respondents who are "satisfied" or "very satisfied" with the City social media channels exceeds 60%	DNM	73% (≥60%)	DNM	73%	N/A



Source: 2019 & 2021 Citizen Survey results

DNM = Did Not Measure

PUBLIC MARKET

General Fund — Public Market — 01015000

Mission Statement

The Lenexa Public Market is a dynamic place where the community connects around food, and local entrepreneurs have an opportunity to launch and grow a business.



Core Services

- Foster entrepreneurship and small business incubation.
- Provide a dynamic place for the community to gather and collaborate around food and local products.

Accomplishments for 2022

- Events and other programming were successful in driving Market foot traffic and merchant sales.
- Fifth anchor tenant opened for business (Cosmo Burger).
- New market manager on-boarded.
- Public Market and merchant logos added to outside windows.

Objectives for 2023/2024

- Manage merchant turnover and fill vacancies.
- Support merchants for continued growth.
- Continue to develop relationships and partnerships with local organizations/businesses.
- Create opportunities to increase seating capacity on the market floor.

Future Opportunities/Issues

- Keep the space and mix of merchants and events fresh.
- Reconfigure and/or add to existing dry storage and refrigeration in support of merchant production.
- Facilitate improvements to existing merchant stalls for merchant business establishment and growth
- Support incubator stall self-sufficiency and independence.
- Build PM staff offices suitable for meeting with customers and the public.
- Increasing professionalism and sophistication among Market merchants and staff.
- Planning for capital item maintenance – repair and/or replacement.

- Developing and implementing a long-term strategy for The Kitchen.






EXPENDITURE INFORMATION			
EXPENDITURE CATEGORY	2022 Actual	2023 Revised Budget	2024 Budget
Personnel Services	\$302,793	\$347,708	\$371,184
Contractual Services	198,060	177,350	188,250
Commodities	11,561	7,500	9,800
Capital Outlay	8,835	10,000	30,000
Transfers	-	-	-
TOTAL	\$521,249	\$542,558	\$599,234

Major Budget Changes for FY 2024

- Additional funds for increased seating capacity.
- Additional funds for increased utility charges.

STAFFING PUBLIC MARKET			
POSITION	2022 Actual	2023 Revised Budget	2024 Budget
Public Market Concierge	1.00	2.00	2.00
Assistant Public Market Manager	2.00	2.00	2.00
Public Market Manager	1.00	1.00	1.00
PUBLIC MARKET TOTAL	4.00	5.00	5.00

PUBLIC MARKET			KEY PERFORMANCE INDICATORS				
<p><i>The Key Performance Indicators summary represents a select set of performance indicators that, when looked at together, provide a snapshot of the overall health and well-being of the Public Market. The measures selected contain a mix of key indicators from various department outcome measures. Prior year trend information is provided. Refer to the Lenexa Overview section for additional department information as it relates to the Guiding Principles.</i></p>							
Guiding Principle	Department Core Services	Key Indicator	2020 Actual (Target)	2021 Actual (Target)	2022 Actual (Target)	2023 Estimate	2024 Target
Responsible Economic Development	Foster entrepreneurship and small business incubation.	Annual gross sales at the Public Market	\$1,287,900 (≥ \$2.0 M)	\$1,920,657 (≥ \$1.75 M)	\$2,728,506 (≥ \$2.0 M)	\$3,100,000	\$2,750,000
Inclusive Community Building	Provide a dynamic place for the community to gather and collaborate around food and local products.	Use of The Kitchen space for both internal and external gatherings/ rentals (measured as a % of total Public Market scheduled open hours)	DNM	DNM	9%	10%	12%
Inclusive Community Building	Provide a dynamic place for the community to gather and collaborate around food and local products.	Visitors (measured by total merchant transactions) to the Public Market	104,114 (≥ 175,000)	154,240 (≥ 175,000)	214,124 (≥ 205,000)	225,000	250,000
Sustainable Policies and Practices	Foster entrepreneurship and small business incubation.	Food Waste Diverted from Landfills - Listed as pounds of food	DNM	10,700	14,250	15,000	16,000

	Met or exceeded target for that fiscal year
	Near fiscal year target but did not meet
	Did not meet fiscal year target and improvement is needed
	New measure, did not measure, or no data available
	No target set

Source: Public Market financial & statistical data

DNM = Did Not Measure

MUNICIPAL COURT

General Fund – Municipal Court – 01013000

Mission Statement

Dedicated to providing an accessible local forum for fair, efficient, professional, and effective disposition of all matters within its jurisdiction.



Core Services

- Adjudication of violations filed with Municipal Court.
- Maintain and provide accurate records. This includes electronic court files, online record module, and regional criminal history database.
- Report the disposition of cases and the collection of specific fees to various state agencies.
- Assist the public and external agencies with general court and case-specific inquiries and processing.
- Point of contact for external agencies that monitor defendants placed on supervision.
- Provide assistance to the prosecutors in the preparation and maintenance of cases.
- Provide an orderly and secure environment for court users, public, and staff.

Accomplishments for 2022

- Implemented a long-term docket schedule that includes both in-person and virtual appearance options. This includes options for non-English-speaking defendants and the combining of specialty dockets.
- Hosted an event for local municipal courts to learn more about the services offered by the county that could help our customers. Services such as mental health and how courts can work with Johnson County Mental Health; aging, food, and financial assistance; and working with Johnson County District Court probation officers.

Objectives for 2023/2024

- Manage the planning process and the move to the new Lenexa Justice Center.

Future Opportunities/Issues

- Investigate future staffing needs and services as caseload and workload grows.
- Successfully manage the increasing complexity of cases.

- Successfully manage the change in caseload as the City continues to develop and grow.

EXPENDITURE INFORMATION			
EXPENDITURE CATEGORY	2022 Actual	2023 Revised Budget	2024 Budget
Personnel Services	\$578,320	\$593,846	\$653,880
Contractual Services	211,504	258,790	295,790
Commodities	2,105	12,004	9,004
Capital Outlay	-	-	-
Transfers	-	-	-
Total	\$791,930	\$864,640	\$958,674

Major Budget Changes for FY 2024






- No major budget changes.

STAFFING MUNICIPAL COURT			
POSITION	2022 Actual	2023 Revised Budget	2024 Budget
Municipal Court Clerk	4.75	5.00	5.00
Municipal Court Manager	1.00	1.00	1.00
Municipal Court Judge	0.75	0.75	0.75
MUNICIPAL COURT TOTAL	6.50	6.75	6.75

MUNICIPAL COURT **KEY PERFORMANCE INDICATORS**

The Key Performance Indicators summary represents a select set of performance indicators that, when looked at together, provide a snapshot of the overall health and well-being of the Municipal Court. The measures selected contain a mix of key indicators from various department outcome measures. Prior year trend information is provided. Refer to the Lenexa Overview section for additional department information as it relates to the Guiding Principles.

Guiding Principle	Department Core Services	Key Indicator	2020 Actual (Target)	2021 Actual (Target)	2022 Actual (Target)	2023 Estimate	2024 Target
Superior Quality Services	Adjudication of violations filed with Municipal Court	Clearance Rate (Defined by the National Center for State Courts as the number of ongoing cases as a percentage of the number of incoming cases).	94% (≥95%)	155%* (≥95%)	99% (≥95%)	100%	95%
Superior Quality Services	Adjudication of violations filed with Municipal Court	Scheduled trials which are disposed is 70% or greater (Defined by the National Center for State Courts as a tool to evaluate the effectiveness of calendaring and continuance practices).	DNM	74% (≥70%)	61% (≥70%)	76%	70%
Prudent Financial Management	Adjudication of violations filed with Municipal Court	% of fines and fees assessed and collected in the same year (Defined by the National Center for State Courts as a tool to assess the enforcement of court orders requiring payment of legal financial obligations).	84%	78%	78% (≥77%)	80%	75%

	Met or exceeded target for that fiscal year
	Near fiscal year target but did not meet
	Did not meet fiscal year target and improvement is needed
	New measure, did not measure, or no data available
	No target set

Source: Municipal Court statistical data

*Bi-annually, the City purges warrants that are no longer prosecutable, necessary, or valid in order to reduce the backlog of outstanding warrants. This can result in the annual municipal court clearance rate being more than 100%. Not all warrants are removed and the City uses specific criteria to determine which warrants are removed.

DNM = Did Not Measure

NON-DEPARTMENTAL

General Fund – Non-departmental – 01030000

Activity Description

This activity includes expenditures that are not specific to any one department. This includes the personnel reserve, educational reimbursement allocation and transfers to other funds. Transfers include funding to the Capital Improvement Program and the Equipment Reserve Fund for efficient operation of the City.

Objectives for 2023/2024

- Maintain funds in accordance with reserve policies.
- Provide for cash funding of capital projects.
- Allocate funding for equipment and technology replacement.
- Set aside money acknowledging the City cannot use a portion of the property taxes paid by property owners within the City’s active Tax Increment Financing (TIF) districts for operating costs.

EXPENDITURE INFORMATION			
EXPENDITURE CATEGORY	2022 Actual	2023 Revised Budget	2024 Budget
Personnel Services	\$62,055	\$92,311	\$775,594
Contractual Services	343,832	384,350	596,850
Commodities	5,245	3,000	3,000
Capital Outlay	-	-	-
Transfers	32,239,930	35,979,561	29,619,888
Reserves	-	-	37,961,577
TOTAL	\$32,651,062	\$36,459,222	\$68,956,909

Major Budget Changes for FY 2024

- Personnel reserve allocation of \$680,000.
- Educational reimbursement funds of \$75,000.
- Property Tax Rebate Program - \$100,000.
- Transfer to Equipment Reserve fund equals \$1,950,000.
- Transfer to Facilities Maintenance equals \$500,000.
- Allowance for TIF is \$4,324,000.
- Transfers to Capital Improvement fund equal \$22,345,725 consisting of: art funding \$22,000; capital projects \$22,323,725 (funded \$9,609,420 from 3/8 cent sales tax; \$1,783,000 from 1/4 cent county sales/use tax; \$900,000 excise tax; and \$10,031,305 from general revenues).
- General revenue funding includes: \$1,670,000 (1.000 mills) for general capital projects; \$1,303,000 for the Pavement Management Program (.780 mills); \$300,000 for street light replacement; and \$6,758,305 in unallocated funds.

FINANCE

General Fund — Finance — 01100000

Mission Statement

Provide effective stewardship of public funds through the timely and efficient delivery of financial services to citizens, the business community, and the City government.



Core Services

- Prepare annual City operating budget and multi-year financial model.
- Prepare five-year Capital Improvement Program (CIP).
- Prepare annual financial report.
- Manage City investment portfolio and debt issuance.
- Process and account for all payments of City wages, benefits, tax obligations, and vendor invoices.
- Assist retirement committee with oversight of City retirement programs.

Accomplishments for 2022

- Completed fiscal year 2021 annual financial report and external audit.
- Prepared fiscal year 2023 annual budget.
- Implemented new Gravity software to create annual financial report (ACFR).
- Updated the City's Performance Measures to align with GFOA best practices.
- Implemented GASB 87 accounting standard for leases.
- Onboarded a new Deputy CFO and Sr. Budget and Financial Analyst.

Objectives for 2023/2024

- Prepare annual budget, annual financial report, and five-year CIP.
- Implement GASB 96 accounting standard for Subscription-based Information Technology Arrangements (SBITAs)
- Manage financial reporting for American Rescue Plan funds.

Future Opportunities/Issues

- Accounting for complex and numerous development incentives.
- Implementation of new and complex accounting standards.

EXPENDITURE INFORMATION			
EXPENDITURE CATEGORY	2022 Actual	2023 Revised Budget	2024 Budget
Personnel Services	\$948,609	\$1,031,839	\$1,082,514
Contractual Services	458,558	446,000	478,000
Commodities	6,924	8,000	8,000
Capital Outlay	-	-	-
Transfers	-	-	-
TOTAL	\$1,414,091	\$1,485,839	\$1,568,514

Major Budget Changes for FY 2024






- No major budget changes.

STAFFING FINANCE			
POSITION	2022 Actual	2023 Revised Budget	2024 Budget
Deputy Chief Financial Officer	1.00	1.00	1.00
Chief Financial Officer	1.00	1.00	1.00
Accounting Manager	1.00	1.00	1.00
Accountant	1.00	1.00	1.00
Senior Budget & Financial Analyst	1.00	1.00	1.00
Senior Accounts Payable Specialist	1.00	-	-
Senior Payroll Specialist	1.00	1.00	0.75
Payroll Specialist	-	1.00	1.00
Senior Accountant	1.00	-	-
Financial Accountant	-	1.00	1.00
FINANCE TOTAL	8.00	8.00	7.75

FINANCE **KEY PERFORMANCE INDICATORS**

The Key Performance Indicators summary represents a select set of performance indicators that, when looked at together, provide a snapshot of the overall health and well-being of the Finance Department. The measures selected contain a mix of key indicators from various department outcome measures. Prior year trend information is provided. Refer to the Lenexa Overview section for additional department information as it relates to the Guiding Principles.

Guiding Principle	Department Core Services	Key Indicator	2020 Actual (Target)	2021 Actual (Target)	2022 Actual (Target)	2023 Estimate	2024 Target
Prudent Financial Management	Manage City investment portfolio and debt issuance	Maintain AAA/Aaa rating with credit rating agencies	AAA/Aaa (AAA/aaa)	AAA/Aaa (AAA/aaa)	AAA/Aaa (AAA/aaa)	AAA/Aaa	AAA/Aaa
Prudent Financial Management	Prepare annual City operating budget and multi-year financial model.	% General Fund Reserves (Fund balance) meeting or exceeding City Policy	49% (≥30%)	51% (≥30%)	43% (≥30%)	35%	35%
Prudent Financial Management	Manage City investment portfolio and debt issuance	Ratio of budgeted debt service to budgeted total expenditures	16% (≤15%)	15% (≤15%)	14% (≤15%)	14%	14%
Prudent Financial Management	Manage City investment portfolio and debt issuance	Current investment yield vs. long-term portfolio rate of return benchmark	0.14% (.10%)	0.232% (.39%)	4.3% (4.12%)	5.00%	5.00%

-  Met or exceeded target for that fiscal year
-  Near fiscal year target but did not meet
-  Did not meet fiscal year target and improvement is needed
-  New measure, did not measure, or no data available
-  No target set

Source: Bond agency ratings & City Council Quarterly Financial Report

DNM = Did Not Measure

HUMAN RESOURCES

General Fund — Human Resources Department — 01110000 through 01111011

Mission Statement

The Human Resources Department supports Lenexa employees in their collective mission to provide exceptional service to our community by attracting and retaining a high-quality, diverse, equitable, and inclusive workforce.



Core Services

- The employee experience
- Attracting new employees
- Onboarding all employees
- Engagement of employees
- Performance management of all employees
- Career development

Accomplishments for 2022

- Implemented the check-in feature of our performance management software platform *Weekly10*.
- Implemented our policy management software platform *PowerDMS*.
- Uploaded our revised Employee Policy Manual into *PowerDMS* in June 2022.
- Conducted our annual abbreviated compensation study in September-November 2022.
- Recommended annual compensation adjustments to M-Team and GB, which were approved in January 2022.
- Completed the process to hire our new CFO in March 2022.
- Researched, recommended, and implemented an improved employee benefits package in June 2022.
- Conducted RFP and selected new Rx Benefit Manager *ServeYou Rx* in December 2022.
- Hired two new HR staff members in October 2022.
- Developed and implemented an employee advisory group to advise Human Resources in diversity, equity, inclusion and belonging initiatives in December 2022.
- Implemented JD Expert job description software.

Objectives for 2023/2024

- Replace St. Luke’s as our Employee Assistance Program (EAP) vendor.
- Replace Cerner/Oracle as our Wellness Program vendor
- Develop and implement a comprehensive learning management system (LMS) to create, assign, track, and provide a digital, customized learning solution for our employees.
- Implement the goal setting and performance evaluation portions of Weekly10.
- Begin implementation of manager training program.

Future Opportunities/Issues

- Organizational commitment to recruiting and hiring a more racially and ethnically representative workforce.

EXPENDITURE INFORMATION			
EXPENDITURE CATEGORY	2022 Actual	2023 Revised Budget	2024 Budget
Personnel Services	\$865,443	\$937,903	\$1,004,190
Contractual Services	400,322	550,239	607,397
Commodities	25,156	26,850	27,350
Capital Outlay	-	-	-
Transfers	-	-	-
Total	\$1,290,921	\$1,514,992	\$1,638,937

Major Budget Changes for FY 2024

- Additional funding for the new Learning Management System.
- Additional part-time Wellness Coordinator that will be funded from the Health Care Fund.

STAFFING HUMAN RESOURCES			
POSITION	2022 Actual	2023 Revised Budget	2024 Budget
Human Resources Director	1.00	1.00	1.00
Assistant Human Resources Director	1.00	1.00	1.00
Human Resources Generalist	1.00	1.00	1.00
Human Resources Partner*	2.50	2.50	2.50
Human Resources Specialist	1.38	1.98	1.98
Wellness Coordinator	-	-	0.50
HUMAN RESOURCES TOTAL	6.88	7.48	7.98

* 50% of one Human Resources Partner position is charged to the workers compensation fund and is not included in the above table.






** The Wellness Coordinator will be funded out of the Health Care Fund

HUMAN RESOURCES

KEY PERFORMANCE INDICATORS

The Key Performance Indicators summary represents a select set of performance indicators that, when looked at together, provide a snapshot of the overall health and well-being of the Human Resources Department. The measures selected contain a mix of key indicators from various department outcome measures. Prior year trend information is provided. Refer to the Lenexa Overview section for additional department information as it relates to the Guiding Principles.

Guiding Principle	Department Core Services	Key Indicator	2020 Actual (Target)	2021 Actual (Target)	2022 Actual (Target)	2023 Estimate	2024 Target
Values based Organizational Culture	Recruitment and Retention	Annual turnover rate for employees (excluding seasonal and temporary employees)	8.4% (<10%)	15.3% (<10%)	15.5% (<10%)	12.50%	12.50%
Values based Organizational Culture	Employee Safety, Health, and Wellness	Severity of Workers' Compensation claims is less than \$1.50 per \$100 of payroll	\$1.09 (\$1.50)	\$0.82 (\$1.50)	\$0.90 (\$.50)	\$1.00	\$1.00
Values based Organizational Culture	Employee Safety, Health, and Wellness	% of full-time employees participating in the Wellness Program	90% (≥75%)	96% (≥95%)	97% (≥90%)	95%	95%
Values based Organizational Culture	Career Training and Development	Number of employees participating in the City's Tuition Reimbursement Program	29	27	30	25	25

-  Met or exceeded target for that fiscal year
-  Near fiscal year target but did not meet
-  Did not meet fiscal year target and improvement is needed
-  New measure, did not measure, or no data available
-  No target set

Source: Human Resources Department statistics

DNM = Did Not Measure

INFORMATION TECHNOLOGY

General Fund — Information Technology — 01150000 through 01150014

Mission Statement

To ensure that the City's technology infrastructure is robust and efficient, we are committed to delivering high-quality and timely business technology solutions that enhance the City's ability to serve its community. As a team, we provide professional systems leadership, vision, and assistance to all City departments, as well as conduct thorough research and development to implement the most effective hardware and software solutions. Our strategic approach to technology implementation and management will ensure that the City's systems are optimized for maximum productivity, efficiency, and security.



Core Services

- Understanding our customers' business needs, providing timely and effective solutions, and maintaining clear communication.
- Delivering City-wide technology vision and leadership by evaluating existing and emerging technologies and implementing business-ready solutions.
- Aligning our reliable technology infrastructure with the business objectives.
- Providing secure and timely access to information and services to customers through our systems.
- Facilitating educational opportunities for City employees.
- Creating technology plans that enable the fiscal management of the City's resources.

Accomplishments for 2022

- Completed Multi State Information Sharing and Analysis Center (MS-ISAC) Nationwide Cyber Security Review.
- Adopted National Institute of Security and Technology (NIST) password standards and migrated all city employees to this standard.
- Implemented technology to support "internal" Multifactor Authentication for all user domain accounts to meet cybersecurity requirements.
- Implemented and assisted Traffic Engineers with City fiber optic inventory and documentation utilizing new OSP Insight software.
- Completed cost saving technology migrations for cellular infrastructure and mobile device management systems.

- Completed fiber infrastructure projects to support new Justice Center building initiatives
- Facilitated the implementation of video recording/streaming technology to record City Council meetings.

Objectives for 2023/2024

- Complete migration of Accela on-premise infrastructure to Accela’s Cloud Infrastructure.
- Assist the Lenexa Fire Department in their migration to a new cloud-based Records Management System.
- Assist the Communications Department with the implementation of a new website hosting provider.
- Establish Information Technology Policy and Process framework.
- Migrate/Move existing data center in Lenexa Public Safety building to new Lenexa Justice Center.
- Continued IT modernization efforts to maintain and secure software and infrastructure resources, including database, desktop, tablet, and cell phone refresh.
- Replace City firewall with new hardware. The new firewalls will expand redundancy, provide additional separation to protected networks and diversity network hardware vendors.
- Evaluate opportunities for a managed Security Operations Center to meet cybersecurity insurance requirements.

Future Opportunities/Issues

- Maintaining balance between accessible and usable business IT processes and implementing proper security measures around those processes to protect City and citizen data.
- Continue to explore technology opportunities that improve day-to-day work efficiencies while showing an acceptable return on investment.

EXPENDITURE INFORMATION			
EXPENDITURE CATEGORY	2022 Actual	2023 Revised Budget	2024 Budget
Personnel Services	\$1,624,102	\$1,710,531	\$1,810,249
Contractual Services	1,761,337	1,526,416	1,532,475
Commodities	189,966	178,700	178,700
Capital Outlay	58,099	343,270	343,270
Transfers	-	-	-
TOTAL	\$3,633,503	\$3,758,917	\$3,864,694

Major Budget Changes for FY 2024

- No major budget changes.






STAFFING INFORMATION TECHNOLOGY			
POSITION	2022 Actual	2023 Revised Budget	2024 Budget
Database Administrator	1.00	1.00	1.00
GIS Specialist	1.00	1.00	1.00
Information Technology Director	1.00	1.00	1.00
Network Architect	1.00	1.00	1.00
Programmer Developer	3.00	3.00	3.00
Solution Center Analyst	3.00	3.00	3.00
Systems Administrator	2.00	2.00	2.00
Assistant Information Technology Director	1.00	1.00	1.00
INFORMATION TECHNOLOGY TOTAL	13.00	13.00	13.00

INFORMATION TECHNOLOGY

KEY PERFORMANCE INDICATORS

The Key Performance Indicators summary represents a select set of performance indicators that, when looked at together, provide a snapshot of the overall health and well-being of the Information Technology Department. The measures selected contain a mix of key indicators from various department outcome measures. Prior year trend information is provided. Refer to the Lenexa Overview section for additional department information as it relates to the Guiding Principles.

Guiding Principle	Department Core Services	Key Indicator	2020 Actual (Target)	2021 Actual (Target)	2022 Actual (Target)	2023 Estimate	2024 Target
Values based Organizational Culture	Aligning our reliable technology infrastructure with the business objectives.	Resolution % of total requests from the Information Technology Solutions Center	98% (95%)	98% (95%)	96% (95%)	95%	95%
Superior Quality Services	Understanding our customers' business needs, providing timely and effective solutions, and maintaining clear communication.	Average customer satisfaction survey score from Solutions Center ticketing system. (Scale 1-5)	DNM	DNM	DNM	4	4
Superior Quality Services	Aligning our reliable technology infrastructure with the business objectives.	99.9% System Uptime for Lenexa critical Information Technology Infrastructure	DNM	99.96% (99.90%)	99.97% (99.90%)	99.90%	99.90%
Values based Organizational Culture	Providing secure and timely access to information and services to customers through our systems.	100% of "technology" employees to receive yearly Cybersecurity Awareness Training.	DNM	DNM	DNM	98.00%	100.00%
Values based Organizational Culture	Aligning our reliable technology infrastructure with the business objectives.	Average age of end user devices	DNM	DNM	DNM	3 years	3 years

	Met or exceeded target for that fiscal year
	Near fiscal year target but did not meet
	Did not meet fiscal year target and improvement is needed
	New measure, did not measure, or no data available
	No target set

Source: Information Technology Department statistical data

DNM = Did Not Measure

LEGAL

General Fund — Legal Department — 01180000 through 01181000

Mission Statement

Promote the organization's goals and values by providing excellent legal services with integrity, zeal, accuracy, and efficiency through competent, responsive, and professional representation.



Core Services

- Provide advice and legal opinions to City officials and all City departments.
- Draft and review contracts, resolutions, ordinances, and all other legal documents.
- Prosecute violations of City code including traffic, public offenses, and other ordinance infractions.
- Prudently manage the City's property and liability risks through insurance, policies and procedures, and efficient claims processing.
- Investigate, defend, and prosecute liability claims and lawsuits involving the City.

Accomplishments for 2022

- Drafted and negotiated economic development agreements for a significant number of projects including, but not limited to, the Vantage Point mixed-use development, the Living Space retail project, and the Villas at Vista Village project.
- Worked with the Parks and Recreation Department to acquire the Lenexa Cemetery and establish policies and procedures for the operation and administration of the cemetery.
- Established a self-insured retention program for the City's liability insurance coverage resulting in a 23% reduction in insurance premiums and greater control over liability claim processing.
- Assisted Community Standards and Building Codes staff with multiple code enforcement cases associated with unsafe structures and other property maintenance issues at local motels and apartment complexes, which included prosecution in Municipal Court.
- Provided training to the Police Department on various topics including human trafficking, DUI, 2022 legislative changes, and municipal court.

Objectives for 2023/2024

- Work with the Municipal Court and Police Department to understand and analyze prosecution performance indicators in order to improve positive impacts and outcomes for municipal court cases.

- Represent and defend the City in all civil lawsuits and claims in a cost-effective manner.
- Provide legal and contract support for the City’s infrastructure and facility projects.
- Assist with economic development activities and initiatives throughout the City.
- Provide proactive training and legal updates to City departments.
- Work with City officials and staff to implement Governing Body initiatives.

Future Opportunities/Issues

- Supporting development and redevelopment of Lenexa through economic development and infrastructure improvements.
- Effectively and economically managing the City’s liability and cyber risk through insurance, training, funding, and alternative methods of risk management.
- Providing training and support to City officials and staff on a broad range of legal issues.
- Leveraging technology to increase workload efficiency and matter management.






EXPENDITURE INFORMATION			
EXPENDITURE CATEGORY	2022 Actual	2023 Revised Budget	2024 Budget
Personnel Services	\$1,096,132	\$1,233,123	\$1,269,067
Contractual Services	737,719	857,884	857,884
Commodities	788	13,936	13,936
Capital Outlay	-	-	-
Transfers	-	-	-
TOTAL	\$1,834,639	\$2,104,943	\$2,140,887

Major Budget Changes for FY 2024

- No major budget changes.

STAFFING LEGAL			
POSITION	2022 Actual	2023 Revised Budget	2024 Budget
Administrative Assistant	0.50	0.50	0.50
Assistant City Attorney	3.00	3.00	3.00
City Attorney	1.00	1.00	1.00
Deputy City Attorney	0.75	0.75	0.75
Legal Assistant	1.00	1.00	1.00
LEGAL DIVISION TOTAL	6.25	6.25	6.25
Legal Assistant	1.00	1.00	1.00
Prosecutor	1.75	1.75	1.75
PROSECUTION DIVISION TOTAL	2.75	2.75	2.75
LEGAL TOTAL	9.00	9.00	9.00

LEGAL		KEY PERFORMANCE INDICATORS					
<p><i>The Key Performance Indicators summary represents a select set of performance indicators that, when looked at together, provide a snapshot of the overall health and well-being of the Legal Department. The measures selected contain a mix of key indicators from various department outcome measures. Prior year trend information is provided. Refer to the Lenexa Overview section for additional department information as it relates to the Guiding Principles.</i></p>							
Guiding Principle	Department Core Services	Key Indicator	2020 Actual (Target)	2021 Actual (Target)	2022 Actual (Target)	2023 Estimate	2024 Target
Sustainable Policies and Practices	Draft and review contracts, resolutions, ordinances, and all other legal documents.	Legislation, economic development initiatives, and complex contracts in which the City Attorney’s office provided assistance	160 (≥125)	196 (≥125)	185 (≥125)	150	≥125
Values-Base Organizational Culture	Provide advice and legal opinions to City officials and all City departments	Training sessions facilitated by Legal Department	DNM	DNM	28	24	20
Prudent Financial Management	Prudently manage the City’s property and liability risks through insurance, policies and procedures, and efficient claims processing.	Percentage of claims against third parties for damage to City property closed and restitution for damages collected	DNM	DNM	99%	95%	95%
Superior Quality Services	Prosecute violations of City code including traffic, public offenses, and other ordinance infractions, represent the City in municipal court and on subsequent appeals.	Clearance Rate (Defined by the National Center for State Courts as the number of ongoing cases as a percentage of the number of incoming cases).	94% (95%)	155% * (95%)	99% (95%)	100%	95%

	Met or exceeded target for that fiscal year
	Near fiscal year target but did not meet
	Did not meet fiscal year target and improvement is needed
	New measure, did not measure, or no data available
	No target set

*Bi-annually, the City purges warrants that are no longer prosecutable, necessary, or valid in order to reduce the backlog of outstanding warrants. This can result in the annual municipal court clearance rate being more than 100%. Not all warrants are removed and the City uses specific criteria to determine which warrants are removed.

Source: Legal Department statistical data

DNM = Did Not Measure

COMMUNITY DEVELOPMENT

General Fund — Community Development Department — 01200000 through 01204000

Mission Statement

Promoting and facilitating the development of high quality public and private built environments to ensure that Lenexa is the best community to live, work and play.



Core Services

- Manage development of infrastructure through the five-year Capital Improvement Program (CIP).
- Perform engineering review and inspection of private development and public infrastructure.
- Perform building code review and inspections for all construction.
- Review and process all zoning, site, plan, Special Use Permit, and subdivision applications.
- Enforce property maintenance codes, zoning codes and rental registration.
- Ensure safe and efficient movement of traffic through the City.
- Issue licenses for businesses, animals, liquor sales, alarms, special events, etc.
- Provide technical support to the City Council, Planning Commission, and other City departments.
- Provide long-range planning for the City.

Accomplishments for 2022

- Continued the process of updating the City's Comprehensive Plan, including providing an update to the City's Future Land Use Map.
- Completed a Planning Commission retreat.
- Developed a policy related to encroachments into streamway buffers and other city property.
- Completed clean-up amendments to the building codes adopted in 2018.
- Initiated a how-to video series for use by the public on simple building permit types.
- Completed review and allocation of Exterior Grant funding.
- Facilitated plan review, permitting and inspection of over \$344 million in development.

Objectives for 2023/2024

- Complete the major update to the Comprehensive Plan.
- Continue to audit the Unified Development Code and revise as necessary.

- Begin review of the 2024 edition of the International Code Council family of building codes for potential adoption.
- Participate in a regional watershed study and stormwater master plan update.
- Complete a round of an expanded Exterior Grant Program for Lenexa residents.
- Support City departments in completing capital improvement projects through efficient project management methods.
- Enhance the online presence for business licenses.
- Continue to explore climate action initiatives that are relevant to the City’s operations, including potential revisions to the City’s energy codes.
- Provide an educational opportunity for landlords.
- Explore enhancements to Accela and plan review software to aid staff and the private sector in preparing review comments on plans.

Future Opportunities/Issues

- Completing the Comprehensive Plan presents an opportunity to work with private developers and neighborhoods to build integrated neighborhoods in undeveloped areas of the city.
- Federal and state policies and mandates have potential to greatly affect local land use and building codes.
- Emerging technology presents opportunities to enhance processes related to building inspection and record keeping.

EXPENDITURE INFORMATION			
EXPENDITURE CATEGORY	2022 Actual	2023 Revised Budget	2024 Budget
Personnel Services	\$4,338,842	\$4,862,421	\$5,208,838
Contractual Services	371,259	536,551	470,550
Commodities	12,785	40,175	43,995
Capital Outlay	-	-	6,600
Transfers	-	-	-
TOTAL	\$4,722,886	\$5,439,147	\$5,729,983

Major Budget Changes for FY 2024

- Additional funding to cover the state’s One Call requirement for additional locating services.
- Additional funding to cover a new FTE in the Engineering Division.

STAFFING COMMUNITY DEVELOPMENT			
POSITION	2022 Actual	2023 Revised Budget	2024 Budget
Contract Specialist	-	1.00	1.00
Community Development Director	1.00	1.00	1.00
Deputy Community Development Director*	0.80	0.80	0.80
Information Desk Assistant	1.00	1.00	1.00
Licensing & Permit Assistant	1.00	1.00	1.00
Licensing & Permit Specialist	1.00	1.00	1.00
Licensing & Permit Technician	3.00	3.00	3.00
Licensing & Permitting Supervisor	1.00	1.00	1.00
Management Analyst	1.00	1.00	1.00

POSITION	2022 Actual	2023 Revised Budget	2024 Budget
Senior Administrative Assistant	-	-	1.00
ADMINISTRATION DIVISION TOTAL	9.80	10.80	11.80
Community Standards Officer	2.00	2.00	2.00
Community Standards Officer (seasonal)	0.67	0.67	0.67
Community Standards Supervisor	1.00	1.00	1.00
COMMUNITY STANDARDS DIVISION TOTAL	3.67	3.67	3.67
Building Codes Administrator	1.00	1.00	1.00
Building Inspector	4.75	5.75	5.75
Plans Analyst	2.00	2.00	2.00
BUILDING INSPECTION DIVISION TOTAL	7.75	8.75	8.75
Community Development Technician	1.00	1.00	1.00
Planner	3.00	3.00	3.00
Planning & Development Administrator	1.00	1.00	1.00
Senior Administrative Assistant	1.00	1.00	-
LAND USE DIVISION TOTAL	6.00	6.00	5.00
Construction Inspector	4.75	4.75	4.75
Contract Specialist	1.00	-	-
Engineering/Construction Services Admin.	1.00	1.00	1.00
Field Engineer Superintendent	1.00	1.00	1.00
Project Manager	1.00	1.00	1.00
Right of Way Manager	1.00	1.00	1.00
Right of Way Technician	1.00	1.00	1.00
Senior Project Manager	1.00	1.00	1.00
Traffic Engineer	1.00	1.00	1.00
Traffic Engineering Technician	1.00	1.00	2.00
Transportation Manager	1.00	1.00	1.00
ENGINEERING DIVISION TOTAL	14.75	13.75	14.75
COMMUNITY DEVELOPMENT TOTAL	41.97	42.97	43.97

*20% of Deputy Community Development Director position is funded by the Stormwater Fund and is not included in the above table.

LENEXA OVERVIEW

FINANCIAL OVERVIEW






CAPITAL IMPROVEMENT PROGRAM & DEBT MANAGEMENT

DEPARTMENT/FUND BUDGETS

NON-BUDGETED FUNDS

GLOSSARY

COMMUNITY DEVELOPMENT			KEY PERFORMANCE INDICATORS				
<p><i>The Key Performance Indicators summary represents a select set of performance indicators that, when looked at together, provide a snapshot of the overall health and well-being of the Community Development Department. The measures selected contain a mix of key indicators from various department outcome measures. Prior year trend information is provided. Refer to the Lenexa Overview section for additional department information as it relates to the Guiding Principles.</i></p>							
Guiding Principle	Department Core Services	Key Indicator	2020 Actual (Target)	2021 Actual (Target)	2022 Actual (Target)	2023 Estimate	2024 Target
Responsible Economic Development	Administer the Exterior Grant Program to assist in public-facing improvements for older homes	% of Exterior Grant Funds awarded	DNM	92% (100%)	90% (100%)	98%	95%
Strategic Community Investment	Ensure safe and efficient movement of traffic through the City.	% of citizen survey respondents who are "satisfied" or "very satisfied" with flow of traffic/congestion management	DNM	80% (80%)	DNM	80%	80%
Strategic Community Investment	Perform building code review and inspections for all construction.	Total annual building permit activity (including building plan reviews / building inspections).	2,762/9,969 (2,800/10,000)	2,761/11,253 (2,800/10,000)	2,991/11,512 (2,800/10,000)	2,668/7,160	2,800/10,000
Superior Quality Services	Enforce property maintenance codes, zoning codes and rental registration.	% of property maintenance code violations resolved through voluntary compliance	DNM	95% (95%)	94% (95%)	95%	95%
Superior Quality Services	Manage stormwater quality and flow	Number of Best Management Practice stormwater facilities inspected annually	212 (300)	300 (300)	372 (300)	280	300

	Met or exceeded target for that fiscal year
	Near fiscal year target but did not meet
	Did not meet fiscal year target and improvement is needed
	New measure, did not measure, or no data available
	No target set

Source: 2019 & 2021 Citizen Survey results, Community Development statistical data

DNM = Did Not Measure

FIRE DEPARTMENT

General Fund — Fire Department — 01300000 through 01303500

Mission Statement

The Lenexa Fire Department proudly serves our community with professional services through selfless dedication and compassion.



Core Services

- Provide emergency medical services for the sick and injured.
- Protection of life and property through fire suppression efforts.
- Targeted fire prevention programming to reduce the occurrence of fires.
- Domestic preparedness and planning for natural and man-made disasters.
- Protection of life and property through hazardous materials program response.
- Response to various technical rescue disciplines.
- Equip and prepare the community to support efforts through public fire/EMS safety education.
- Identify trends and develop programs to prevent fires through findings of fire investigations.

Accomplishments for 2022

- Substantially completed project to construct a temporary, climate-controlled structure, to house an apparatus to serve as a 24/7 staffed sixth fire station at the Public Safety Building.
- Created and published a 2022-2025 Strategic Plan.
- Received Accredited Status for the fifth time by the Center for Public Safety Excellence.
- Reconfigured organizational structure to meet near and long-term succession planning needs.
- Implemented a new records management system.
- Continued compensation and benefits adjustments to maintain status as employer of choice and retain a highly skilled workforce.

Objectives for 2023/2024

- Recruitment and retention: Continue to foster an employee-centered culture and external salary/benefit competitiveness.
- Continue to explore programs and initiatives to improve firefighter health and wellness.

- Add additional life-saving medications to inventory to further enhance the capabilities of advanced life-support providers.
- Obtain funding for a permanent Fire Station #6 through a sales tax renewal initiative.
- Increase staffing to account for positions needed to resource the current apparatus deployment model.
- Take possession, conduct training, and place two new heavy fire apparatus in service.
- Complete implementation of a new performance management system to improve engagement and communication with employees.

Future Opportunities/Issues

- Secure dedicated funding for the future construction of a fire department training center.
- Monitor resource distribution/concentration/reliability to ensure effective response coverage.
- Continued emphasis on firefighter safety, health, and wellness enhancements.
- Explore the potential for implementation of electric vehicles in fire department fleet.
- Continued collaboration and partnerships with county and regional emergency response agencies.
- Improve local training capabilities while leveraging regional/federal programs to support core services.

EXPENDITURE INFORMATION			
EXPENDITURE CATEGORY	2022 Actual	2023 Revised Budget	2024 Budget
Personnel Services	\$12,329,305	\$12,899,530	\$13,931,345
Contractual Services	237,275	392,600	362,261
Commodities	344,336	346,525	360,325
Capital Outlay	-	-	-
Debt Service	-	-	-
Transfers	-	-	-
TOTAL	\$12,910,915	\$13,638,655	\$14,653,931

Major Budget Changes for FY 2024

- Funding for three additional Firefighters.

STAFFING FIRE			
POSITION	2022 Actual	2023 Revised Budget	2024 Budget
Administrative Assistant	1.00	1.00	1.00
Deputy Fire Chief	-	1.00	1.00
Fire Chief	1.00	1.00	1.00
Fire Battalion Chief	-	1.00	1.00
Fire Division Chief	1.00	1.00	1.00
ADMINISTRATION DIVISION TOTAL	3.00	5.00	5.00
Emergency Preparedness Battalion Chief	1.00	1.00	1.00
DOMESTIC PREPAREDNESS	1.00	1.00	1.00
Fire Battalion Chief	1.00	1.00	-
Fire Captain	2.00	2.00	2.00
Fire Division Chief	1.00	-	1.00
PROF. DEVELOPMENT DIVISION TOTAL	4.00	3.00	3.00
Deputy Fire Chief	1.00	-	-
Fire Battalion Chief	4.00	3.00	3.00
Fire Captain	15.00	18.00	18.00
Fire Division Chief	-	1.00	1.00
Firefighter/Fire Medic/Lieutenant	64.00	61.00	64.00
OPERATIONS DIVISION TOTAL	84.00	83.00	86.00
Fire Captain	3.00	3.00	3.00
Fire Division Chief	1.00	1.00	1.00
Fire Prevention Support	1.00	1.00	1.00
PLANNING DIVISION TOTAL	5.00	5.00	5.00
FIRE TOTAL	97.00	97.00	100.00

LENEXA OVERVIEW

FINANCIAL OVERVIEW






CAPITAL IMPROVEMENT PROGRAM & DEBT MANAGEMENT

DEPARTMENT/FUND BUDGETS

NON-BUDGETED FUNDS

GLOSSARY

FIRE DEPARTMENT			KEY PERFORMANCE INDICATORS				
<p><i>The Key Performance Indicators summary represents a select set of performance indicators that, when looked at together, provide a snapshot of the overall health and well-being of the Fire Department. The measures selected contain a mix of key indicators from various department outcome measures. Prior year trend information is provided. Refer to the Lenexa Overview section for additional department information as it relates to the Guiding Principles.</i></p>							
Guiding Principle	Department Core Services	Key Indicator	2020 Actual (Target)	2021 Actual (Target)	2022 Actual (Target)	2023 Estimate	2024 Target
Superior Quality Services	Fire suppression & Emergency medical services	% of citizen survey respondents who are "satisfied" or "very satisfied" with the quality of fire & emergency medical services	DNM	98%	DNM	96%	N/A
Superior Quality Services	Fire suppression & Emergency medical services	% of citizen survey respondents who are "satisfied" or "very satisfied" with how quickly the Fire Department's personnel respond to emergencies	DNM	91%	DNM	91%	N/A
Superior Quality Services	Emergency medical services	Objective: 90th percentile (4:00) EMS incident travel time baseline performance 1st unit	4:58 (4:00)	4:57 (4:00)	4:05* (4:00)	4:05	4:00
Superior Quality Services	Fire suppression	Objective: 90th percentile (4:00) fire incident travel time baseline performance 1st unit	5:36 (4:00)	5:28 (4:00)	4:37* (4:00)	4:37	4:00

	Met or exceeded target for that fiscal year
	Near fiscal year target but did not meet
	Did not meet fiscal year target and improvement is needed
	New measure, did not measure, or no data available
	No target set

*2022 response times measured under new policy, "Data Analysis and Outliers"

Source: 2019 & 2021 Citizen Survey results, Fire Department statistics

DNM = Did Not Measure

POLICE

General Fund — Police Department — 01350000 through 01352000

Mission Statement

Working in partnership to protect and serve the community, with honor, integrity, and professionalism.



Core Services

- Provide all elements of law enforcement to the community 24/7.
- Provide 24/7 routine and emergency communication services for all City departments.
- Traffic enforcement.
- Community education.
- School safety.
- Proactive community partnerships to prevent crime.
- Criminal investigations.
- Participation in safety enhancement projects with other City departments and area law enforcement agencies.
- Provide records management, report dissemination and secure storage of property and evidence.

Accomplishments for 2022

- Implementation of SPIDR technology to update citizens with near real time updates on calls for service and case information.
- Creation of Community Policing Unit.
- Grappler and TVI (Tactical Vehicle Intervention) implementation.
- Implementation of MOS (Modular Optic System) handgun
- Added detective to ICAC (Internet Crimes Against Children) Task Force
- Traffic Unit added Pix4D to integrate with drones to assist with mapping accident and crime scenes
- Enhancement of Tactical Patrol Officer course.
- Successful implementation of internal data dashboard.
- Formalized police Community Advisory Board.

Objectives for 2023/2024

- Work with City staff to evaluate compensation and benefits across all positions to ensure we remain competitive.
- Increase community policing efforts, engagement, and transparency.
- Emphasize succession planning for future growth.
- Continue fierce recruiting to maintain staffing levels.
- Continue to emphasize officer safety and wellness to include mental health checks.
- Training and development of Police Department personnel.
- Prepare final design elements and transition to move into Lenexa Justice Center
- Increase knowledge/training for digital forensics investigations.
- Improvements/updates to defensive tactics training and proficiency.
- Continue participation in regional approach and training opportunities for critical incidents.
- Active shooter presentations for the public.

Future Opportunities/Issues

- Explore creative ways to aggressively recruit the best and brightest employees to the organization. Seek ways to increase diversity.
- Monitor legislative areas of interest.
- Continue to monitor city growth and the added responsibilities and staffing needs to support overall growth in the city.
- Acquisition and application of current and emerging technologies.
- Evaluate staffing needs, supervision levels and span of control.
- Continue to monitor and bridge gaps and services available amongst mental health and homelessness in our community.
- Keeping up with current trends related to digital forensics.
- Community engagement and transparency.

EXPENDITURE INFORMATION			
EXPENDITURE CATEGORY	2022 Actual	2023 Revised Budget	2024 Budget
Personnel Services	\$16,540,944	\$17,297,613	\$18,321,955
Contractual Services	1,457,606	1,616,981	1,709,481
Commodities	454,199	597,285	554,506
Capital Outlay	26,785	175,000	217,280
Debt Service	296	-	-
Transfers	-	-	-
TOTAL	\$18,479,830	\$19,686,879	\$20,803,222

Major Budget Changes for FY 2024

- Funding for increase in fees from the County for Mental Health Co-Responder.
- Funding for increase in fees for crossing guard services.
- Funding for increase in annual maintenance agreements.
- Funding for an additional Custodian.

STAFFING POLICE			
POSITION	2022 Actual	2023 Revised Budget	2024 Budget
Administrative Support	1.00	1.00	1.00
Crime Analyst	2.00	2.00	2.00
Custodian	2.00	2.00	3.00
Deputy Police Chief	1.00	1.00	1.00
Database Administrator	1.00	1.00	1.00
Information Systems Specialist	2.00	2.00	2.00
Police Captain	1.00	1.00	1.00
Police Chief	1.00	1.00	1.00
Police Dispatcher	14.00	14.00	14.00
Police Major	1.00	1.00	1.00
Police Sergeant	2.00	2.00	2.00
Public Service Officer	10.00	12.00	12.00
Recruiting Coordinator	1.00	1.00	1.00
Supplemental Support	2.00	1.00	1.00
Technical Services Manager	1.00	1.00	1.00
Technical Services Specialist	3.00	3.00	3.00
Unit Supervisors	4.00	4.00	4.00
Video & Security Systems Technician	1.00	1.00	1.00
Video & Security Systems Administrator	1.00	1.00	1.00
ADMINISTRATION DIVISION TOTAL	51.00	52.00	53.00
Administrative Support	1.00	1.00	1.00
Police Corporal/MPO/Officer	9.00	10.00	10.00
Police Investigative Specialist	1.00	2.00	2.00
Police Sergeant	1.00	1.00	1.00
Supplemental Support	1.00	-	-
INVESTIGATION DIVISION TOTAL	13.00	14.00	14.00
Animal Control Officer	3.00	3.00	3.00
Court Security Officer	1.00	2.00	2.00
Police Captain	4.00	4.00	4.00
Police Corporal/MPO/Officer	61.00	61.00	61.00
Police Equipment Technician	1.00	1.00	1.00
Police Major	1.00	1.00	1.00
Police Sergeant	10.00	10.00	10.00
Supplemental Support	5.00	3.00	3.00
PATROL DIVISION TOTAL	86.00	85.00	85.00
POLICE TOTAL	150.00	151.00	152.00

LENEXA OVERVIEW

FINANCIAL OVERVIEW






CAPITAL IMPROVEMENT PROGRAM & DEBT MANAGEMENT

DEPARTMENT/FUND BUDGETS

NON-BUDGETED FUNDS

GLOSSARY

POLICE			KEY PERFORMANCE INDICATORS				
<p><i>The Key Performance Indicators summary represents a select set of performance indicators that, when looked at together, provide a snapshot of the overall health and wellbeing of the Police Department. The measures selected contain a mix of key indicators from various department outcome measures. Prior year trend information is provided. Refer to the Lenexa Overview section for additional department information as it relates to the Guiding Principles.</i></p>							
Guiding Principle	Department Core Services	Key Indicator	2020 Actual (Target)	2021 Actual (Target)	2022 Actual (Target)	2023 Estimate	2024 Target
Superior Quality Services	Criminal investigation. Traffic enforcement. School Safety.	Total incidents handled	35,977	39,108	42,043	45,000	45,000
Superior Quality Services	Criminal investigation. Traffic enforcement. School Safety.	Total calls for service	15,412	17,218	19,721	20,000	20,000
Superior Quality Services	Provide all elements of law enforcement to the community 24/7	Average emergency response times of 5 minutes or less	5:42 (≤5:00)	5:30 (≤5:00)	5:24 (≤5:00)	5:00	5:00
Inclusive Community Building	Community Education. Proactive community partnerships to prevent crime.	Community classes offered and direct community partner activities	DNM	DNM	60	75	75
Superior Quality Services	Provide 24/7 routine and emergency communication services for all City departments.	% of citizen survey respondents who are "satisfied" or "very satisfied" with the quality of police services	DNM	94% (≥90%)	DNM	95%	DNM

	Met or exceeded target for that fiscal year
	Near fiscal year target but did not meet
	Did not meet fiscal year target and improvement is needed
	New measure, did not measure, or no data available
	No target set

Source: 2019 & 2021 Citizen Survey results

DNM = Did Not Measure

MUNICIPAL SERVICES

General Fund — Municipal Services Department — 01400000 through 01406000

Mission Statement

Provide the community with outstanding public service by maintaining the City's infrastructure and facilities with integrity and innovation.



Core Services

- Maintain all vehicles and equipment.
- Maintain streets, curb and gutters, sidewalk and rights-of-way and bike/hiking trails.
- Coordinate snow/ice removal and storm-related clean up.
- Coordinate the implementation of the City's pavement management and sidewalk replacement program.
- Maintain and operate streetlights, traffic signs and traffic signals.
- Ensure safe and efficient movement of traffic through the City.
- Maintain City facilities.
- Asset management coordination.

Accomplishments for 2022

- Replaced 15,387 linear feet of sidewalk through the sidewalk repair program.
- Pavement Management Program included 22.6 lane miles of residential roads repaved with UBAS and 24.6 lane miles of thoroughfares repaved with a 2-inch mill and overlay.
- Pavement Management Program replaced 6,554 linear feet of sidewalk, 4.49 miles of curb and 2,384 linear feet of trail.
- Dumpster Days recycled material: 12 tons of e-waste and 21 tons of steel were properly recycled and kept out of the landfill.
- Hosted a successful Truck or Treat community event in October 2022.

Objectives for 2023/2024

- Manage a successful pavement management and sidewalk repair program.
- Manage the first pavement reconstruction project within the City.
- Hire quality employees to fill vacant positions.
- Develop maintenance plan for the new Justice Center

- Host a successful Truck or Treat event in fall 2023.
- Achieve the department’s fifth APWA Re-Accreditation.
- Continue to maintain the standards of the ASE Blue Seal certification in fleet shop.
- Continue to strengthen our asset management capabilities.

Future Opportunities/Issues

- Maintenance of aging facilities and infrastructure.
- Hiring and retaining quality staff members.
- Additional lane miles for all maintenance and snow removal.
- Increased amount of square footage of facilities to maintain.
- Keeping up with new technologies within all divisions of the department.
- Focus on succession planning within all divisions for key leadership roles.

EXPENDITURE INFORMATION			
EXPENDITURE CATEGORY	2022 Actual	2023 Revised Budget	2024 Budget
Personnel Services	\$4,646,283	\$5,085,167	\$5,529,649
Contractual Services	2,715,471	3,347,535	3,500,985
Commodities	2,099,096	2,514,114	2,579,200
Capital Outlay	24,775	124,500	25,000
Transfers	-	-	-
TOTAL	\$9,485,624	\$11,071,316	\$11,634,834

Major Budget Changes for FY 2024






- Additional funding largely due to a cost increase in supplies and parts.
- Additional funding provided to cover price increases associated with service agreements and utility rate increases.
- Funding for an additional Traffic Sign Technician.

STAFFING MUNICIPAL SERVICES			
POSITION	2022 Actual	2023 Revised Budget	2024 Budget
Administration Support	2.00	2.00	2.00
Asset Management Technician	0.70	0.70	0.70
Asset Systems Coordinator	0.20	0.20	0.20
Assistant Municipal Services Director*	0.85	0.85	0.85
Municipal Services Director*	0.80	0.80	0.80
Pavement Management Coordinator	1.00	1.00	1.00
Construction Inspector (PMP)	1.00	1.00	1.00
Project Manager	0.00	0.00	1.00
ADMINISTRATION DIVISION TOTAL	6.55	6.55	7.55
Maintenance Worker	16.00	17.00	17.00
Street Foreman	4.00	4.00	4.00
Street Superintendent	1.00	1.00	1.00
HIGHWAYS & STREETS DIVISION TOTAL	21.00	22.00	22.00
Traffic Sign Technician	1.00	1.00	2.00
Traffic Signal Technician	3.00	3.00	3.00

Traffic Superintendent	1.00	1.00	1.00
TRAFFIC DIVISION TOTAL	5.00	5.00	6.00
Administration Support	1.00	1.00	1.00
Facilities Foreman	1.00	1.00	1.00
Facilities Maintenance Technician	5.00	5.00	5.00
Facilities Manager	1.00	1.00	1.00
FACILITIES DIVISION TOTAL	8.00	8.00	8.00
Body Mechanic	1.00	1.00	1.00
Equipment Mechanic	6.00	6.00	6.00
Fleet Superintendent	1.00	1.00	1.00
Fleet Supervisor	1.00	1.00	1.00
Parts Specialist	1.00	1.00	1.00
FLEET DIVISION TOTAL	10.00	10.00	10.00
MUNICIPAL SERVICES TOTAL	50.55	51.55	53.55

* 20% of the Director and 15% of the Assistant Director position are charged to the Stormwater fund and are not included in the above table.

MUNICIPAL SERVICES		KEY PERFORMANCE INDICATORS					
<p><i>The Key Performance Indicators summary represents a select set of performance indicators that, when looked at together, provide a snapshot of the overall health and well-being of the Municipal Services Department. The measures selected contain a mix of key indicators from various department outcome measures. Prior year trend information is provided. Refer to the Lenexa Overview section for additional department information as it relates to the Guiding Principles.</i></p>							
Guiding Principle	Department Core Services	Key Indicator	2020 Actual (Target)	2021 Actual (Target)	2022 Actual (Target)	2023 Estimate	2024 Target
Superior Quality Services	Maintain City Facilities	% of preventative maintenance activities completed on City facilities and equipment	100% (100%)	100% (100%)	100% (100%)	100%	100%
Superior Quality Services	Maintain streets, curb and gutters, sidewalk, rights-of-way and bike/hiking trails	% of service requests submitted by residents closed or responded to within 5 business days	100% (100%)	100% (100%)	100% (100%)	100%	100%
Superior Quality Services	Maintain and operate streetlights, traffic signs, and traffic signals						
Superior Quality Services	Coordinate snow and ice removal and storm related cleanup	% of streets cleared within 48 hours of a snow and ice event ending	100% (100%)	100% (100%)	100% (100%)	100%	100%
Strategic Community Investment	Maintain streets, curb and gutters, sidewalk, rights-of-way, and bike/hiking trails	% of lane miles rated in excellent, good or fair condition (677 out of 846 Lane Miles)	80% (80%)	80% (80%)	80% (80%)	80%	80%

	Met or exceeded target for that fiscal year
	Near fiscal year target but did not meet
	Did not meet fiscal year target and improvement is needed
	New measure, did not measure, or no data available
	No target set

Source: 2019 & 2021 Citizen Survey results, Municipal Services Department statistical data

DNM = Did Not Measure

PARKS AND RECREATION

General Fund — Parks & Recreation Department — 01500000 through 01509651

Mission Statement

Lenexa Parks and Recreation strengthens the community through exceptional people, programs, facilities, and festivals.



Core Services

- Parks and Open Spaces: Develop and maintain parks and facilities that are environmentally sensitive, provide diverse leisure-time opportunities and support the community's vision and desires.
- Quality Recreation: Delivering programs and festivals that build community engagement and quality of life experiences.
- Customer Service: Responding to our customers' needs through trust and communication.
- Community Partnership: Collaborative efforts and partnerships with other agencies and businesses to help obtain the vision of the community.
- Quality of Life: Providing quality and impactful amenities for residents, businesses and visitors that make people choose Lenexa as their home and/or place of business.
- Visually Appealing: Maintain City's landscaped areas including green spaces, gateways and roads.

Accomplishments for 2022

- Recreation Programming: Offered 16,000 program sessions, over 24,000 individuals participated in drop in or class programs.
- Sponsorships: 148 sponsorships for 15 festivals and events totaling \$170,239.45 (\$72,685 cash and \$97,554.45 in-kind).
- Expanded Recreation Operations: Acquired all aspects of operations for Legler Barn Historical Museum and Lenexa Cemetery.
- Special Events: Offered 44 different special events including Paws in the Pool, Tiny Tot Tri, Moonlight Bike Ride and many more.
- Community Building: Restarted the Learning About Lenexa Program, a program that partners with local grade schools to teach kids about Lenexa history and how the city functions.
- Park Growth: Successfully made improvements to Black Hoof Park by adding 115 new stall parking lot, 18-hole championship and a 9-hole family friendly disc golf course.

- Park Amenity Improvements: Improved Sar-Ko-Par Trails Park basketball court by constructing a new post-tension concrete court.
- Clean and Welcoming Parks: Collected nearly 7000 bags of trash and 550 bags of recycling from our park and trail system.
- Cost Efficiency: Park staff successfully grew over 10,000 plants in-house that were planted in landscape beds throughout the city, saving over \$80,000.
- Quality of Life: Hung over 17 miles of holiday lights within Sar-Ko-Par Trails Park for another successful year of Sar-Ko Aglow.

Objectives for 2023/2024

- Department Future Planning: Provide a future road map for the department by completing the Parks and Recreation Master Plan.
- Department Growth: Successful renovation and operational processes for Old Town Activity Center, Sar-Ko-Par Aquatics Center, Rolling Magic Skate Park and Cedar Station Park.
- Programming Growth: Capitalize on the opening of Black Hoof Park Disc Golf course by offering opportunities for clinics, leagues and/or additional tournaments.
- Department Collaboration: Build new Public Market furniture, including all outdoor tables and seating.
- Department Reinvestment: Replacement of playground equipment at Buffalo Meadows Park, the Red Barn roof at Sar-Ko-Par Trails Park and north door at Thompson Barn.

Future Opportunities/Issues

- CIP Management: Currently managing a large menu of CIP projects and assuring completion success.
- Team Members: Recruitment and retention of qualified staff.
- Inflation/lead times on equipment: Adjust to rising costs and identify opportunities to offset expenses.
- Future Growth: Identify projects and funding that derive from the 2023 Parks and Recreation Master Plan.

EXPENDITURE INFORMATION			
EXPENDITURE CATEGORY	2022 Actual	2023 Revised Budget	2024 Budget
Personnel Services	\$5,395,821	\$5,902,376	\$6,608,331
Contractual Services	1,559,862	1,547,482	1,769,051
Commodities	694,080	857,901	926,754
Capital Outlay	11,278	72,569	75,000
Transfers	-	-	-
TOTAL	\$7,661,041	\$8,380,328	\$9,379,136

Major Budget Changes for FY 2024

- Additional funding for landscaping and turf supplies to cover the rising costs of supplies such as fertilizer, seed, and chemicals.
- Additional funding to cover various supplies for our building services and facilities division used for maintenance throughout our facilities and park and trails system. These include items such as playgrounds, picnic tables, trash cans, drinking fountains, trash bags, restroom supplies, cleaning supplies, etc. and everything needed to maintain them.
- Additional funding for repairs including the chain-link fence at our ballfields within Freedom Fields Park.

STAFFING PARKS & RECREATION

POSITION	2022 Actual	2023 Revised Budget	2024 Budget
Administration Support	1.50	1.00	1.00
Concierges	0.38	0.38	0.38
Customer Service Representative	2.50	3.00	3.00
Customer Service Supervisor	1.00	1.00	1.00
Parks & Recreation Director	1.00	1.00	1.00
Assistant Park & Recreation Director	1.00	1.00	1.00
Recreation Superintendent	1.00	-	-
Recreation Services Manager	-	1.00	1.00
Old Town Activity Center Manager	-	1.00	1.00
Legler Barn Historian	-	1.33	1.33
ADMINISTRATION DIVISION TOTAL	8.38	10.71	10.71
Administration Support	1.00	1.00	1.00
Crew Leader	5.00	5.00	5.00
Irrigation Technician	1.00	1.00	1.00
Maintenance Worker	19.63	19.00	19.00
Parks Superintendent	1.00	1.00	1.00
Parks Supervisor	3.00	3.00	3.00
Seasonal Maintenance Worker	5.32	4.95	4.95
Forestry Technician	-	1.00	1.00
Spray Technician	-	-	1.00
MAINTENANCE DIVISION TOTAL	35.95	35.95	36.95
Building Services Worker/Crew Leader	8.72	8.23	8.23
Building Services Supervisor	1.00	-	-
Building Services Manager	-	1.00	1.00
BUILDING SERVICES DIVISION TOTAL	9.72	9.23	9.23
Recreation Program Instructor	0.58	0.58	0.58
Recreation Superintendent	1.00	1.00	1.00
Recreation Supervisor	4.25	3.70	3.70
PROGRAM ADMINISTRATION DIVISION TOTAL	5.83	5.28	5.28
Concierge	1.53	1.53	1.53
THOMPSON BARN DIVISION TOTAL	1.53	1.53	1.53
Farmers Market Attendant	0.41	0.42	0.42
FARMERS MARKET DIVISION TOTAL	0.41	0.42	0.42
Recreation Supervisor	1.00	1.00	-
NATURE PROGRAM DIVISION TOTAL	1.00	1.00	-
Aquatics Manager	-	1.00	1.00
Aquatics Program Coordinator	-	1.00	1.00
Aquatics Specialist	0.50	-	-
Coaches	1.75	1.75	1.75
Swimming Pool Seasonal Worker	9.13	9.13	9.13
SWIMMING POOLS DIVISION TOTAL	11.38	12.88	12.88
Recreation Program Instructor	-	1.21	1.21
DANCE DIVISION TOTAL	-	1.21	1.21
PARKS AND RECREATION TOTAL	74.20	78.21	78.21

LENEXA OVERVIEW

FINANCIAL OVERVIEW

CAPITAL IMPROVEMENT PROGRAM & DEBT MANAGEMENT

DEPARTMENT/FUND BUDGETS

NON-BUDGETED FUNDS

GLOSSARY

PARKS & RECREATION **KEY PERFORMANCE INDICATORS**

The Key Performance Indicators summary represents a select set of performance indicators that, when looked at together, provide a snapshot of the overall health and well-being of the Parks & Recreation Department. The measures selected contain a mix of key indicators from various department outcome measures. Prior year trend information is provided. Refer to the Lenexa Overview section for additional department information as it relates to the Guiding Principles.

Guiding Principle	Department Core Services	Key Indicator	2020 Actual (Target)	2021 Actual (Target)	2022 Actual (Target)	2023 Estimate	2024 Target
Strategic Community Investment	Develop and maintain parks and facilities that are environmentally sensitive, provide diverse leisure-time opportunities and support the community’s vision and desires	% of citizen survey respondents who are “satisfied” or “very satisfied” with the quality of parks and trails	DNM	97% (≥95%)	DNM	97%	DNM
Superior Quality Services	Delivering programs and festivals that build community engagement and quality of life experiences.	% of citizen survey respondents who are “satisfied” or “very satisfied” with the overall quality of recreation programs	DNM	88% (≥90%)	DNM	90%	DNM
Strategic Community Investment	Providing quality and impactful amenities for residents, businesses and visitors that make people choose Lenexa as their home and/or place of business.	% of citizen survey respondents who are “satisfied” or “very satisfied” with the proximity of City parks to your home	DNM	96%	DNM	96%	DNM
Strategic Community Investment	Develop and maintain parks and facilities that are environmentally sensitive, provide diverse leisure-time opportunities and support the community’s vision and desires	Park land maintained per 1000 residents. The national average is 10 acres per 1,000 residents.	DNM	DNM	36.25 (10)	36.25	36.25
Strategic Community Investment	Delivering programs and festivals that build community engagement and quality of life experiences.	Total annual number of participants enrolled in recreation programs, drop-in programs and attendees at festivals and events.	DNM	74,781 (70,000)	167,901 (100,000)	170,000	175,000

	Met or exceeded target for that fiscal year
	Near fiscal year target but did not meet
	Did not meet fiscal year target and improvement is needed
	New measure, did not measure, or no data available
	No target set

Source: 2019 & 2021 Citizen Survey results

DNM = Did Not Measure

STORMWATER

Stormwater Fund — 80405000 through 80405550

Mission Statement

Maintain and enhance Lenexa's stormwater management system by implementing innovative and sustainable stormwater management practices.



Core Services

- Operate, inspect, maintain, and construct stormwater collection systems, drainage structures, stormwater quality Best Management Practices (BMPs) and stream stabilization, restorations, and enhancements.
- Implement stormwater management plan to meet regulatory requirements that address flood control, water quality, public education and protecting the natural environment.
- Coordinate stormwater management activities with other departments and agencies to provide recreational opportunities, limit stormwater impact on street infrastructure and enhance the quality of new construction and redevelopment throughout the City.

Accomplishments for 2022

- Grew approximately 1,000 native plants in the greenhouse for installation in City-owned stormwater facilities and for BMP Cost Share private rain gardens. Seeds are collected from established plants.
- Removed 1,083 cubic yards of debris by street sweeping and leaf removal.
- Inspected 93,348 feet of pipe.
- Removed 219 bags of litter out of the City-owned streams and BMPs.
- Successfully continued the prescribed burning program in house where 75-100 acres of native areas were burned.

Objectives for 2023/2024

- Improve storm structure lining program with the addition of a new structure lining trailer.
- Hire quality employees to fill vacant positions.
- Increase the use of volunteers for litter pick up, stream clean up and plant installation.
- Review and update street sweeper operation plan.
- Improve and grow our plant propagation program
- Improve streambank and riparian zone maintenance plan.

Future Opportunities/Issues

- Corrugated Metal Pipe (CMP) replacement.
- Hiring and retaining quality staff.
- Continue to have a positive community outreach program on the benefits for stormwater.
- Maintenance of existing BMPs and infrastructure.
- Maintenance of additional BMPs and infrastructure with continued growth in the community.
- Maintenance of existing roadside ditches.

EXPENDITURE INFORMATION			
EXPENDITURE CATEGORY	2022 Actual	2023 Revised Budget	2024 Budget
Personnel Services	\$1,406,977	\$1,814,976	\$1,993,749
Contractual Services	59,613	176,450	212,650
Commodities	76,700	144,320	150,320
Capital Outlay	1,976,838	100,000	175,000
Debt Service	2,885,725	3,284,735	3,156,585
Transfers	1,325,000	1,500,000	1,500,000
Reserves	-	-	3,054,620
TOTAL	\$7,730,853	\$7,020,481	\$10,242,924

Major Budget Changes for FY 2024

- Debt Service and Transfers have been adjusted to incorporate stormwater projects funded in the Capital Improvement Program.
- Funding included for a mower and compact track loader.






STAFFING STORMWATER			
Stormwater Management Fund			
POSITION	2022 Actual	2023 Revised Budget	2024 Budget
Asset Management Technician	0.30	0.30	0.30
Asset Systems Coordinator	0.80	0.80	0.80
Deputy Community Development Director*	0.20	0.20	0.20
Assistant Municipal Services Director*	0.15	0.15	0.15
Municipal Services Director*	0.20	0.20	0.20
Administration Division Total	1.65	1.65	1.65
Maintenance Worker	11.00	11.00	11.00
Stormwater Maintenance Foreman	2.00	2.00	2.00
Stormwater Superintendent	1.00	1.00	1.00
Stormwater Street Sweeper Operator	2.00	2.00	2.00
Maintenance Division Total	17.00	17.00	16.00
Erosion Control Inspector	1.00	1.00	1.00
Project Manager	1.00	1.00	1.00
Stormwater Specialist	1.00	1.00	1.00
Development Division Total	3.00	3.00	3.00
STORMWATER TOTAL	21.65	21.65	20.65

* 20% of the Municipal Services Director, 15% of the Assistant Municipal Services Director, and 20% of Deputy Community Development Director positions are charged to the Stormwater fund and are included in the above table.

STORMWATER **KEY PERFORMANCE INDICATORS**

The Key Performance Indicators summary represents a select set of performance indicators that, when looked at together, provide a snapshot of the overall health and well-being of the Stormwater Department. The measures selected contain a mix of key indicators from various department outcome measures. Prior year trend information is provided. Refer to the Lenexa Overview section for additional department information as it relates to the Guiding Principles.

Guiding Principle	Department Core Services	Key Indicator	2020 Actual (Target)	2021 Actual (Target)	2022 Actual (Target)	2023 Estimate	2024 Target
Superior Quality Services	Operate, inspect, maintain, and construct stormwater collection systems, drainage structures, stormwater quality Best Management Practices (BMPs) and stream stabilization, restorations, and enhancements.	Inspect 15% of all City owned and operated storm sewer pipes and structures each year	17.3% (≥15%)	12.3% (≥15%)	13.9% (≥15%)	15%	15%
Extraordinary Community Pride	Implement stormwater management plan to meet regulatory requirements that address flood control, water quality, public education and protecting the natural environment.	Coordinate two green infrastructure maintenance volunteer events a year such as stream cleanups and habitat restoration	None - due to Covid (≥2)	None - due to Covid (≥2)	2 events held (≥2)	2 Events	2 Events
Superior Quality Services	Coordinate stormwater management activities with other departments and agencies to provide recreational opportunities, limit stormwater impact on street infrastructure and enhance the quality of new construction and redevelopment throughout the City.	Sweep all City streets at least 4 times a year	4 (≥4)	3 (≥4)	3 (≥4)	4	4
Sustainable Policies and Practices	Operate, inspect, maintain, and construct stormwater collection systems, drainage structures, stormwater quality Best Management Practices (BMPs) and stream stabilization, restorations, and enhancements.	Remove trash and litter from all City owned and operated water quality BMP facilities once a month and 50% of City owned streams (Target: 137 BMPs/22 Miles)	Trash removed from all BMP's, 10% of Streams, Approx. 68 cubic yards of trash removed.	Trash removed from all BMP's, 15% of Streams, Approx. 80 cubic yards of trash removed.	Trash removed from all BMP's, 10% of Streams, Approx. 60 cubic yards of trash removed.	Trash removed from all BMP's	Trash removed from all BMP's

	Met or exceeded target for that fiscal year
	Near fiscal year target but did not meet
	Did not meet fiscal year target and improvement is needed
	New measure, did not measure, or no data available
	No target set

Source: 2019 & 2021 Citizen Survey results, Stormwater Department statistical data
DNM = Did Not Measure

REC CENTER

Rec Center Fund — 82500000 through 82510000

Mission Statement

Lenexa Parks and Recreation strengthens the community through exceptional people, programs, facilities, and festivals.



Core Services

- **Diverse Programming:** Offer a variety of quality programs and services for all ages and abilities.
- **Quality of Life:** Provide a safe and affordable place for our community members to recreate, socialize and foster a healthy lifestyle.
- **Welcoming and Cleanliness:** Maintain excellent facilities and services that ensure quality experiences for patrons.
- **Customer Service:** Responding to our customers' needs through trust and communication.

Accomplishments for 2022

- **Membership Acquisition:** The Refer A Friend campaign, a member referral initiative, fostered current members to engage friends to join them for a workout.
- **Community Gathering Space:** Record number of members and day pass users, 345,104 for 2022, took advantage of the facilities, amenities, and programs.
- **Community Engagement:** Hosted a wide range of community engagement events that included Yoga by the Fireplace, Outdoor Workout Series, teacher and nurse appreciation events, Underwater Egg Hunt, and Naughty or Nice, Games, Work out Partner Wednesdays, and our five-year celebration event.
- **Amenity Reinvestment:** Purchased \$71,000 of new equipment to replace outdated fitness equipment.

Objectives for 2023/2024

- **Member Retention:** Focus on member engagement and experience to foster a welcoming community space for members.
- **Community Engagement:** Offer low-cost barrier free events that create an open space for the community to engage in healthy activities.
- **Cost Recovery:** Identify programs and membership acquisition campaigns that promote sustainable cost recovery and continue to operate the Rec Center without a tax subsidy.

Future Opportunities/Issues

- Team Members: Recruitment and retention of qualified staff.
- Service Growth: Identify new opportunities for programs and services that meet the member and community needs.
- Community Partnerships: Develop and execute growth opportunities for corporate memberships with Lenexa businesses.

EXPENDITURE INFORMATION			
EXPENDITURE CATEGORY	2022 Actual	2023 Revised Budget	2024 Budget
Personnel Services	\$2,045,400	\$2,492,102	\$2,644,770
Contractual Services	415,894	505,123	515,623
Commodities	245,194	299,025	284,525
Capital Outlay	7,087	96,942	284,853
Debt Service	-	-	-
Transfers	-	-	-
Reserves	-	-	2,311,441
TOTAL	\$2,713,575	\$3,393,192	\$6,041,212

Major Budget Changes for FY 2024

- Funding increase for Fitness Equipment Replacement
- Funding increases for increasing costs of supplies, materials, and certifications.

STAFFING REC CENTER			
82 FUND: 500 REC CENTER			
POSITION	2022 Actual	2023 Revised Budget	2024 Budget
Assistant Rec Center Manager	0.50	0.50	0.50
Rec Center Manager	1.00	1.00	1.00
ADMINISTRATION DIVISION TOTAL	1.50	1.50	1.50
Attendant	3.75	3.75	3.75
Customer Service (Front Desk) Representative	5.90	5.90	5.90
Customer Service Supervisor	1.00	1.00	1.00
CUSTOMER SERVICE DIVISION TOTAL	10.65	10.65	10.65
Facilities Maintenance Technician	1.00	1.00	1.00
Parks Maintenance Worker	1.00	1.00	1.00
FACILITIES DIVISION TOTAL	2.00	2.00	2.00
Building Services Worker/Crew Leader	5.00	5.49	5.49
BUILDING SERVICES DIVISION TOTAL	5.00	5.49	5.49
Assistant Rec Center Manager	0.50	0.50	0.50
Attendants	0.85	0.85	0.85
RENTAL & EVENTS DIVISION TOTAL	1.35	1.35	1.35
Program Instructor	0.69	0.69	0.69
ENRICHMENT DIVISION TOTAL	0.69	0.69	0.69

POSITION	2022 Actual	2023 Revised Budget	2024 Budget
Attendant/Counselor	4.50	3.50	3.50
Camp Director	0.58	0.58	0.58
Recreation Supervisor	0.25	0.25	0.25
CAMPS DIVISION TOTAL	5.33	4.33	4.33
Attendant	-	-	-
Recreation Supervisor	-	-	-
DANCE DIVISION TOTAL	-	-	-
Attendant	2.94	2.94	2.94
Recreation Supervisor	0.25	0.25	0.25
SPORTS DIVISION TOTAL	3.19	3.19	3.19
Aquatics Specialist	0.50	-	-
Aquatics Program Coordinator	0.52	0.50	0.50
Lifeguards	13.39	13.39	13.39
Pool Managers	1.83	1.83	1.83
Recreation (Aquatics) Supervisor	0.50	0.50	0.50
SWIMMING POOL DIVISION TOTAL	16.74	16.22	16.22
Attendant	1.55	1.55	1.55
Fitness Coordinator	0.72	-	-
Personal Trainer	0.50	0.50	0.50
Program Instructor	2.58	2.58	2.58
Recreation Supervisor	0.75	0.75	0.75
FITNESS DIVISION TOTAL	6.10	5.38	5.38
REC CENTER TOTAL	52.55	50.80	50.80

LENEXA OVERVIEW

FINANCIAL OVERVIEW






CAPITAL IMPROVEMENT PROGRAM & DEBT MANAGEMENT

DEPARTMENT/FUND BUDGETS

NON-BUDGETED FUNDS

GLOSSARY

REC CENTER		KEY PERFORMANCE INDICATORS					
<p><i>The Key Performance Indicators summary represents a select set of performance indicators that, when looked at together, provide a snapshot of the overall health and well-being of the Rec Center. The measures selected contain a mix of key indicators from various department outcome measures. Prior year trend information is provided. Refer to the Lenexa Overview section for additional department information as it relates to the Guiding Principles.</i></p>							
Guiding Principle	Department Core Services	Key Indicator	2020 Actual (Target)	2021 Actual (Target)	2022 Actual (Target)	2023 Estimate	2024 Target
Superior Quality Services	Offer a variety of quality programs and services for all ages to engage a wide variety of users.	% of citizen survey respondents who are "satisfied" or "very satisfied" with the Lenexa Rec Center	DNM	89% (≥90%)	DNM	90%	92%
Superior Quality Services	Offer a variety of quality programs and services for all ages to engage a wide variety of users.	Total number of memberships (Goal 8500 members after 5 years of operation)	6,167 (9,644)	8,563 (6,475)	10,288 (8,991)	10,000	10,500
Superior Quality Services	Provide a safe and affordable place for our community members to recreate, socialize and foster a healthy lifestyle.	Rec Center revenue as a percentage of budget	65% (≥95%)	107% (≥95%)	124% (≥95%)	115%	115%
Superior Quality Services	Provide a safe, fun, and welcoming environment that fosters community building and active lifestyle.	Rec Center annual visit counts. Counts include both day passes and membership visits	198,819 (250,000)	289,844 (250,000)	347,126 (250,000)	350,000	350,200

	Met or exceeded target for that fiscal year
	Near fiscal year target but did not meet
	Did not meet fiscal year target and improvement is needed
	New measure, did not measure, or no data available
	No target set

Source: 2019 & 2021 Citizen Survey results, Rec Center statistical data

DNM = Did Not Measure

CEMETERY FUND

Cemetery Fund — 83000000

Mission Statement

To provide a serene and attractive final resting place in a way that honors Lenexa’s history and treats those interred, now and in the future, with integrity, empathy, and respect.



Core Services

- Burial plot sales
- Burials and interments
- Maintenance and upkeep of the Lenexa Cemetery

Accomplishments for 2022

- Not applicable

Objectives for 2023/2024

- Successfully transition operations and assets of the cemetery from the Lenexa Cemetery Association to the City.

Future Opportunities/Issues

- Ongoing maintenance and upkeep
- Unmarked grave identification
- Digitized and geolocated burial plot information

EXPENDITURE INFORMATION			
EXPENDITURE CATEGORY	2022 Actual	2023 Revised Budget	2024 Budget
Personnel Services	\$-	\$-	\$-
Contractual Services	40	25,000	9,748
Commodities	-	-	15,252
Capital Outlay	-	-	-
Debt Service	-	-	-
Transfers	-	-	-
Reserves	-	-	338,738
TOTAL	\$40	\$25,000	\$363,738

Major Budget Changes for FY 2024

- No major budget changes.

SPECIAL HIGHWAY

Special Highway Fund - 25

Fund Description

To account for monies levied by the State of Kansas (Motor Fuel Tax) producing revenues to be used to defray in whole or in part the cost of constructing, altering, reconstructing, maintaining, and repairing streets and highways pursuant to KSA 79-3425C.

Core Services

- Funding for pavement management program.

SPECIAL HIGHWAY			
EXPENDITURE CATEGORY	2022 Actual	2023 Revised Budget	2024 Budget
Personnel Services	\$-	\$-	\$-
Contractual Services	-	-	-
Commodities	-	-	-
Capital Outlay	-	-	-
Transfers	1,549,483	1,546,000	1,505,100
Reserves	-	-	407,134
TOTAL	\$1,549,483	\$1,546,000	\$1,912,234

Major Budget Changes for FY 2024

- \$1,505,100 is allocated for the pavement management program. (Special Highway revenue estimate is provided by the State annually).

SPECIAL ALCOHOL

Special Alcohol Fund - 26

Fund Description

To account for monies provided by state liquor taxation on private clubs and expended for the purchase, establishment, and maintenance of services or programs for alcoholism prevention and education.

Core Services

- Alcoholism prevention.
- Drug abuse awareness and education.

EXPENDITURE INFORMATION			
EXPENDITURE CATEGORY	2022 Actual	2023 Revised Budget	2024 Budget
Personnel Services	\$-	\$-	\$-
Contractual Services	205,636	205,000	247,000
Commodities	29,749	88,000	124,500
Capital Outlay	-	-	-
Transfers	-	60,000	60,000
Reserves	-	-	918,561
TOTAL	\$235,385	\$353,000	\$1,350,061

Major Budget Changes for FY 2024

- \$170,000 for Drug & Alcoholism Council.
- \$77,000 included for the Mental Health Co-Responders positions.
- \$30,000 included for DARE Supplies.

(Special Alcohol revenue estimate is provided by the State annually.)

SPECIAL PARKS & RECREATION

Special Parks & Recreation Fund - 27

Fund Description

To account for monies provided by state liquor taxation on private clubs and expended for the purchase, establishment and maintenance of services or programs for alcoholism prevention and education. Special Alcohol Funds are to be evenly distributed between the General Fund, Special Parks and Recreation Fund and the Special Alcohol Fund.

Core Services

- Funding for parks capital improvement projects.

EXPENDITURE INFORMATION			
EXPENDITURE CATEGORY	2022 Actual	2023 Revised Budget	2024 Budget
Personnel Services	\$-	\$-	\$-
Contractual Services	-	-	-
Commodities	-	-	-
Capital Outlay	-	-	-
Transfers	451,231	353,000	431,500
Reserves	-	-	105,239
TOTAL	\$451,231	\$353,000	\$536,739

Major Budget Changes for FY 2024

- Transfer of funds to Parks and Recreation capital projects increases due to additional revenue from liquor taxes.

TOURISM AND CONVENTION

Tourism And Convention Fund - 28

Fund Description

To account for monies derived from transient guest tax levied on the gross rental receipts paid by guests for lodging to be used for promotion of tourism, conventions, and economic development.

Core Services

- Funding for Convention & Visitors Bureau.
- Funding for Economic Development Council.
- Funding for art purchases.
- Funding for Legler Barn operations.

EXPENDITURE INFORMATION			
EXPENDITURE CATEGORY	2022 Actual	2023 Revised Budget	2024 Budget
Personnel Services	\$14,804	\$31,927	\$16,551
Contractual Services	620,466	614,673	615,169
Commodities	1,118	22,400	21,904
Capital Outlay	-	-	-
Debt Service	273,106	274,106	278,406
Transfers	22,000	22,000	22,000
Reserves	-	-	2,515,745
TOTAL	\$931,494	\$965,106	\$3,469,775

Major Budget Changes for FY 2024

- \$270,000 included for the Convention & Visitors Bureau.
- \$335,000 for Lenexa Economic Development Council.
- \$22,000 for art purchases (transfer to Capital Improvement Fund).
- \$31,927 for Legler Barn operations.
- \$278,406 for debt service payments on the City Center East Conference Center.

STAFFING LEGLER BARN			
POSITION	2022 Actual	2023 Revised Budget	2024 Budget
Customer Service Representative	0.50	0.50	0.50
TOURISM FUND TOTAL	0.50	0.50	0.50

PARKS AND RECREATION IMPACT FEE

Parks and Recreation Impact Fee Funds - 40, 41, 42

Fund Description

To account for monies provided by park impact fees imposed on new development and expended on parks and recreation facilities and public art. This fee ensures that new development bears a proportionate share of the cost of providing parks and recreation facilities.

Core Services

- The Parks and Recreation Impact Fee Funds (PRIF) are divided into three designated PRIF Districts to ensure the projects are related to the demand generated by the new development in the PRIF District.
- Expenditures are budgeted to finance eligible parks and recreation and public art projects.

EXPENDITURE INFORMATION			
EXPENDITURE CATEGORY	2022 Actual	2023 Revised Budget	2024 Budget
Personnel Services	\$-	\$-	\$-
Contractual Services	-	-	-
Commodities	-	-	-
Capital Outlay	-	-	-
Transfers	100,000	425,000	425,000
Reserves	-	-	3,084,516
TOTAL	\$100,000	\$425,000	\$3,509,516

Major Budget Changes for FY 2024

- Transfer of funds to Parks and Recreation capital projects.

STREET TREE

Street Tree Funds - 43, 44, 45

Fund Description

To account for monies received from building permits for the purpose of financing the landscaping of street-side property in areas under development.

Core Services

- The Street Tree Funds are divided into three designated zones.
- The funds are solely for the purpose of purchasing street tree planting for the zone in which the funds were collected.

EXPENDITURE INFORMATION			
EXPENDITURE CATEGORY	2022 Actual	2023 Revised Budget	2024 Budget
Personnel Services	\$-	\$-	\$-
Contractual Services	-	-	-
Commodities	102,641	90,000	90,000
Capital Outlay	-	-	-
Transfers	-	-	-
Reserves	-	-	575,951
TOTAL	\$102,641	\$90,000	\$665,951

Major Budget Changes for FY 2024

- Funding for cost of street trees.

TRANSPORTATION IMPROVEMENT PLAN

Transportation Improvement Plan Funds - 46,47,48

Fund Description

To account for monies provided by traffic impact fees imposed on new development and expended on transportation operational improvements.

Core Services

- The Transportation Improvement Program (TIP) is divided into three designated TIP Districts (Funds) to ensure the projects are related to the traffic demand generated by the new development.
- Expenditures are budgeted to finance eligible transportation projects.

EXPENDITURE INFORMATION			
EXPENDITURE CATEGORY	2022 Actual	2023 Revised Budget	2024 Budget
Personnel Services	\$-	\$-	\$
Contractual Services	-	-	-
Commodities	-	-	-
Capital Outlay	-	-	-
Transfers	235,000	775,000	775,000
Reserves	-	-	2,578,193
TOTAL	\$235,000	\$775,000	\$3,353,193

Major Budget Changes for FY 2024

- Transfer of funds to traffic capital projects increases due to additional revenue from development activity.

NEIGHBORHOOD REVITALIZATION

Neighborhood Revitalization Fund - 50

Fund Description

To provide for revitalization efforts to improve neighborhoods and continue the City’s reputation as a safe, attractive, and friendly community. The incentives encourage property owners to reinvest and increase the assessed value of their properties. The district boundaries are 85th Street on the north, 98th Street on the south, Goddard Street on the east, and Acuff Lane on the west. The district also includes two small portions of the City to the north and south of this area.

Core Services

- Owners of single-family homes or duplexes that are approved for the property tax rebate will receive an 85% rebate of the increase in property tax associated with the increased assessed valuation for 10 years. Owners of multi-family residential and commercial properties will generally receive a 75% rebate for 10 years. The City stopped taking new applications for funding in February 2017.

EXPENDITURE INFORMATION			
EXPENDITURE CATEGORY	2022 Actual	2023 Revised Budget	2024 Budget
Personnel Services	\$-	\$-	\$-
Contractual Services	131,360	350,000	350,000
Commodities	-	-	-
Capital Outlay	-	-	-
Transfers	-	-	-
Reserves	-	-	485,447
TOTAL	\$131,360	\$350,000	\$835,447

Major Budget Changes for FY 2024

- No major budget changes. Neighborhood Revitalization District rebate payments are charged to contractual services.

CITY CENTER TIF

City Center TIF District Fund - 51

Fund Description

To account for monies received from Johnson County for the Tax Increment Financing (TIF) property tax increment to reimburse the City and developers for certified costs associated with the City Center TIF District.

Core Services

- Reimbursing the City and developers for eligible costs associated with the City Center TIF District.

EXPENDITURE INFORMATION			
EXPENDITURE CATEGORY	2022 Actual	2023 Revised Budget	2024 Budget
Personnel Services	\$-	\$-	\$-
Contractual Services	-	-	-
Commodities	-	-	-
Economic Development	4,484,976	8,644,560	8,644,560
Transfers	1,293,962	43,440	43,440
Reserves	-	-	4,706,963
TOTAL	\$5,778,938	\$8,688,000	\$13,394,963

Major Budget Changes for FY 2024

- No major budget changes.

MINING TIF

Mining TIF District Fund - 53

Fund Description

To account for monies received from Johnson County for the Tax Increment Financing (TIF) property tax increment to reimburse developers for certified costs associated with the Mining TIF District.

Core Services

- Reimbursing developers for eligible costs associated with the Mining TIF District.

EXPENDITURE INFORMATION			
EXPENDITURE CATEGORY	2022 Actual	2023 Revised Budget	2024 Budget
Personnel Services	\$-	\$-	\$-
Contractual Services	-	-	-
Commodities	-	-	-
Economic Development	1,894,117	3,338,225	3,338,225
Transfers	4,625	16,775	16,775
Reserves	-	-	2,221,710
TOTAL	\$1,898,742	\$3,355,000	\$5,576,710

Major Budget Changes for FY 2024

- No major budget changes.

I-35 & 95TH STREET TIF

I-35 & 95th Street TIF Fund - 63

Fund Description

To account for monies received from the Tax Increment Financing (TIF) District for the purpose of redevelopment at the intersection of I-35 and 95th Street.

Core Services

- Reimbursing the developer for eligible costs associated with the I-35 & 95th Street development.

EXPENDITURE INFORMATION			
EXPENDITURE CATEGORY	2022 Actual	2023 Revised Budget	2024 Budget
Personnel Services	\$-	\$-	\$-
Contractual Services	-	-	-
Commodities	-	-	-
Economic Development	231,602	1,469,615	1,469,615
Transfers	1,164	7,385	7,385
Reserves	-	-	2,759,969
TOTAL	\$232,765	\$1,477,000	\$4,236,969

Major Budget Changes for FY 2024

- No major budget changes.

RIDGEVIEW MINING TIF

Ridgeview Mining TIF Fund - 54

Fund Description

To account for monies received from the Tax Increment Financing (TIF) District for the purpose of redevelopment at the intersection of 95th and Renner Boulevard.

Core Services

- Reimbursing developers for eligible costs associated with the Ridgeview Mining TIF District.

EXPENDITURE INFORMATION			
EXPENDITURE CATEGORY	2022 Actual	2023 Revised Budget	2024 Budget
Personnel Services	\$-	\$-	\$-
Contractual Services	-	-	-
Commodities	-	-	-
Economic Development	327,208	1,429,815	1,791,000
Transfers	1,080,246	7,185	9,000
Reserves	-	-	920,274
TOTAL	\$1,407,454	\$1,437,000	\$2,720,274

Major Budget Changes for FY 2024

- No major budget changes.

SOUTH MINING TIF

South Mining TIF Fund - 55

Fund Description

To account for monies received from the Tax Increment Financing (TIF) District for the purpose of redevelopment within the vicinity of Kansas Highway 10 and Renner Boulevard west to Ridgeview Road.

Core Services

- Reimbursing developers for eligible costs associated with the South Mining TIF District.

EXPENDITURE INFORMATION			
EXPENDITURE CATEGORY	2022 Actual	2023 Revised Budget	2024 Budget
Personnel Services	\$-	\$-	\$-
Contractual Services	-	-	-
Commodities	-	-	-
Economic Development	-	-	-
Transfers	-	50,000	64,514
Reserves	-	-	-
TOTAL	\$-	\$50,000	\$64,514

Major Budget Changes for FY 2024

- No major budget changes.

ORCHARD CORNERS CID

Orchard Corners CID Fund - 56

Fund Description

To account for monies received from the Community Improvement District (CID) District additional 1% City sales tax for the purpose of redevelopment in the Orchard Corners District.

Core Services

- Reimbursing the developer for eligible costs associated with the Orchard Corners CID district.

EXPENDITURE INFORMATION			
EXPENDITURE CATEGORY	2022 Actual	2023 Revised Budget	2024 Budget
Personnel Services	\$-	\$-	\$-
Contractual Services	-	-	-
Commodities	-	-	-
Economic Development	700,675	792,000	792,000
Transfers	7,078	8,000	8,000
Reserves	-	-	180,136
TOTAL	\$707,753	\$800,000	\$980,136

Major Budget Changes for FY 2024

- No major budget changes.

PRAIRIE CREEK CID

Prairie Creek CID Fund - 57

Fund Description

To account for monies received from the Community Improvement District (CID) District additional 1% City sales tax for the purpose of redevelopment in the Prairie Creek District.

Core Services

- Reimbursing the developer for eligible costs associated with the Prairie Creek CID district.

EXPENDITURE INFORMATION			
EXPENDITURE CATEGORY	2022 Actual	2023 Revised Budget	2024 Budget
Personnel Services	\$-	\$-	\$-
Contractual Services	-	-	-
Commodities	-	-	-
Economic Development	178,809	198,000	198,000
Transfers	1,806	2,000	2,000
Reserves	-	-	34,963
TOTAL	\$180,615	\$200,000	\$234,963

Major Budget Changes for FY 2024

- No major budget changes.

QUIVIRA 95 CID

Quivira 95 CID Fund - 58

Fund Description

To account for monies received from the Community Improvement District (CID) District additional 1% City sales tax for the purpose of redevelopment in the northwest corner of 95th Street and Quivira Road.

Core Services

- Reimbursing the developer for eligible costs associated with the Quivira 95 CID district.

EXPENDITURE INFORMATION			
EXPENDITURE CATEGORY	2022 Actual	2023 Revised Budget	2024 Budget
Personnel Services	\$-	\$-	\$-
Contractual Services	-	-	-
Commodities	-	-	-
Economic Development	33,215	59,400	59,400
Transfers	336	600	600
Reserves	-	-	4,847
TOTAL	\$33,551	\$60,000	\$64,847

Major Budget Changes for FY 2024

- No major budget changes.

GREYSTONE PLAZA CID

Greystone Plaza CID Fund - 59

Fund Description

To account for monies received from the Community Improvement District (CID) District additional 1% City sales tax for the purpose of redevelopment in the Greystone Plaza area located north of 87th Street Parkway and west of Rosehill Road.

Core Services

- Reimbursing the developer for eligible costs associated with the Greystone Plaza CID district.

EXPENDITURE INFORMATION			
EXPENDITURE CATEGORY	2022 Actual	2023 Revised Budget	2024 Budget
Personnel Services	\$-	\$-	\$-
Contractual Services	-	-	-
Commodities	-	-	-
Economic Development	62,879	79,200	79,200
Transfers	635	800	800
Reserves	-	-	10,015
TOTAL	\$63,514	\$80,000	\$90,015

Major Budget Changes for FY 2024

- No major budget changes.

LIVING SPACES CID

Living Spaces CID Fund - 60

Fund Description

To account for monies received from the Community Improvement District (CID) District additional 1% City sales tax for the purpose of redevelopment which includes the Living Spaces located near the I-35 and 95th Street Interchange.

Core Services

- Reimbursing the developer for eligible costs associated with the Living Spaces CID district.

EXPENDITURE INFORMATION			
EXPENDITURE CATEGORY	2022 Actual	2023 Revised Budget	2024 Budget
Personnel Services	\$-	\$-	\$-
Contractual Services	-	-	-
Commodities	-	-	-
Economic Development	-	49,500	49,500
Transfers	-	500	500
Reserves	-	-	-
TOTAL	\$-	\$50,000	\$50,000

Major Budget Changes for FY 2024

- CID becomes active January 1, 2023.

CITY CENTER EAST #1 CID

City Center East #1 CID Fund - 61

Fund Description

To account for monies received from the Community Improvement District (CID) District additional 1% City sales tax for the purpose of redevelopment in the City Center East Village that contains an office building (primarily occupied by AMN Healthcare - B.E. Smith) and the Grand Street Cafe.

Core Services

- Reimbursing the developer for eligible costs associated with the City Center East #1 CID district.

EXPENDITURE INFORMATION			
EXPENDITURE CATEGORY	2022 Actual	2023 Revised Budget	2024 Budget
Personnel Services	\$-	\$-	\$-
Contractual Services	-	-	-
Commodities	-	-	-
Economic Development	-	79,200	79,200
Transfers	-	800	800
Reserves	-	-	3,633
TOTAL	\$-	\$80,000	\$83,633

Major Budget Changes for FY 2024

- No major budget changes.

CITY CENTER EAST #2 CID

City Center East #2 CID Fund - 62

Fund Description

To account for monies received from the Community Improvement District (CID) District additional 1% City sales tax for the purpose of redevelopment, which includes the portion of the City Center East Village that contains the Hyatt Place hotel and adjacent restaurant.

Core Services

- Reimbursing the developer for eligible costs associated with the City Center East #2 CID district.

EXPENDITURE INFORMATION			
EXPENDITURE CATEGORY	2022 Actual	2023 Revised Budget	2024 Budget
Personnel Services	\$-	\$-	\$-
Contractual Services	-	-	-
Commodities	-	-	-
Economic Development	76,718	108,900	108,900
Transfers	775	1,100	1,100
Reserves	-	-	385,533
TOTAL	\$77,493	\$110,000	\$495,533

Major Budget Changes for FY 2024

- No major budget changes.

SPRINGHILL SUITES CID

Springhill Suites CID Fund - 64

Fund Description

To account for monies received from the Community Improvement District (CID) District additional 1% City sales tax for the purpose of redevelopment which includes the Marriott SpringHill Suites hotel in City Center North.

Core Services

- Reimbursing the developer for eligible costs associated with the Springhill Suites CID district.

EXPENDITURE INFORMATION			
EXPENDITURE CATEGORY	2022 Actual	2023 Revised Budget	2024 Budget
Personnel Services	\$-	\$-	\$-
Contractual Services	-	-	-
Commodities	-	-	-
Economic Development	53,951	59,400	79,200
Transfers	545	600	800
Reserves	-	-	7,854
TOTAL	\$54,496	\$60,000	\$87,854

Major Budget Changes for FY 2024

- No major budget changes.

CANDLEWOOD SUITES CID

Candlewood Suites CID Fund - 65

Fund Description

To account for monies received from the Community Improvement District (CID) District additional 1% City sales tax for the purpose of redevelopment which includes Candlewood Suites hotel located near the I-35 and 95th Street interchange.

Core Services

- Reimbursing the developer for eligible costs associated with the Candlewood Suites CID district.

EXPENDITURE INFORMATION			
EXPENDITURE CATEGORY	2022 Actual	2023 Revised Budget	2024 Budget
Personnel Services	\$-	\$-	\$-
Contractual Services	-	-	-
Commodities	-	-	-
Economic Development	23,698	29,700	39,600
Transfers	239	300	400
Reserves	-	-	4,520
TOTAL	\$23,937	\$30,000	\$44,520

Major Budget Changes for FY 2024

- No major budget changes.

HOLIDAY INN EXPRESS CID

Holiday Inn Express CID Fund - 66

Fund Description

To account for monies received from the Community Improvement District (CID) District additional 1% City sales tax for the purpose of redevelopment which includes the Holiday Inn Express hotel located near the I-35 and 95th Street Interchange.

Core Services

- Reimbursing the developer for eligible costs associated with the Holiday Inn Express CID district.

EXPENDITURE INFORMATION			
EXPENDITURE CATEGORY	2022 Actual	2023 Revised Budget	2024 Budget
Personnel Services	\$-	\$-	\$-
Contractual Services	-	-	-
Commodities	-	-	-
Economic Development	23,333	34,650	34,650
Transfers	236	350	350
Reserves	-	-	3,670
TOTAL	\$23,569	\$35,000	\$38,670

Major Budget Changes for FY 2024

- No major budget changes.

SONOMA PLAZA CID

Sonoma Plaza CID Fund - 67

Fund Description

To account for monies received from the Community Improvement District (CID) District additional 1% City sales tax for the purpose of redevelopment which includes Sonoma Plaza retail development located south of 87th Street Parkway along Maurer Road.

Core Services

- Reimbursing the developer for eligible costs associated with the Sonoma Plaza CID district.

EXPENDITURE INFORMATION			
EXPENDITURE CATEGORY	2022 Actual	2023 Revised Budget	2024 Budget
Personnel Services	\$-	\$-	\$-
Contractual Services	-	-	-
Commodities	-	-	-
Economic Development	419,270	381,150	495,000
Transfers	4,235	3,850	5,000
Reserves	-	-	72,094
TOTAL	\$423,505	\$385,000	\$572,094

Major Budget Changes for FY 2024

- No major budget changes.

CITY CENTER AREA E CID

City Center Area E CID Fund - 68

Fund Description

To account for monies received from the Community Improvement District (CID) District additional 1% City sales tax for the purpose of redevelopment which includes the new building (Area E) located in the southwest corner of 87th Street Parkway and Renner Boulevard.

Core Services

- Reimbursing the developer for eligible costs associated with the City Center Area E CID district.

EXPENDITURE INFORMATION			
EXPENDITURE CATEGORY	2022 Actual	2023 Revised Budget	2024 Budget
Personnel Services	\$-	\$-	\$-
Contractual Services	-	-	-
Commodities	-	-	-
Economic Development	36,881	49,500	74,250
Transfers	373	500	750
Reserves	-	-	6,867
TOTAL	\$37,254	\$50,000	\$81,867

Major Budget Changes for FY 2024

- No major budget changes.

LENEXA POINT CID

Lenexa Point CID Fund - 69

Fund Description

To account for monies received from the Community Improvement District (CID) District additional 1% City sales tax for the purpose of redevelopment which includes the Lenexa Point Shopping Center area located in the northwest corner of 87th Street Parkway and Maurer Road.

Core Services

- Reimbursing the developer for eligible costs associated with the Lenexa Point CID district.

EXPENDITURE INFORMATION			
EXPENDITURE CATEGORY	2022 Actual	2023 Revised Budget	2024 Budget
Personnel Services	\$-	\$-	\$-
Contractual Services	-	-	-
Commodities	-	-	-
Economic Development	173,866	217,800	217,800
Transfers	1,756	2,200	2,200
Reserves	-	-	39,709
TOTAL	\$175,622	\$220,000	\$259,709

Major Budget Changes for FY 2024

- No major budget changes.

RETREAT ON THE PRAIRIE CID

Retreat On The Prairie CID Fund - 601

Fund Description

To account for monies received from the Community Improvement District (CID) District additional 1% City sales tax for the purpose of redevelopment which includes the Retreat on the Prairie Shopping Center area located in the northwest corner of Ridgeview Road and Interstate 10.

Core Services

- Reimbursing the developer for eligible costs associated with the Retreat On The Prairie CID district.

EXPENDITURE INFORMATION			
EXPENDITURE CATEGORY	2022 Actual	2023 Revised Budget	2024 Budget
Personnel Services	\$-	\$-	\$-
Contractual Services	-	-	-
Commodities	-	-	-
Economic Development	-	49,500	49,500
Transfers	-	500	500
Reserves	-	-	-
TOTAL	\$-	\$50,000	\$50,000

Major Budget Changes for FY 2024

- CID becomes active July 1, 2023.

JAYHAWK RIDGE CID

Jayhawk Ridge CID Fund - 602

Fund Description

To account for monies received from the Community Improvement District (CID) District additional 1% City sales tax for the purpose of redevelopment which includes the Jayhawk Ridge mixed-use development located in the southeast corner of Prairie Star Parkway and Ridgeview Road.

Core Services

- Reimbursing the developer for eligible costs associated with the Jayhawk Ridge CID district.

EXPENDITURE INFORMATION			
EXPENDITURE CATEGORY	2022 Actual	2023 Revised Budget	2024 Budget
Personnel Services	\$-	\$-	\$-
Contractual Services	-	-	-
Commodities	-	-	-
Economic Development	-	49,500	49,500
Transfers	-	500	500
Reserves	-	-	-
TOTAL	\$-	\$50,000	\$50,000

Major Budget Changes for FY 2024

- CID becomes active January 1, 2023.

TEN RIDGE CID

Ten Ridge CID Fund - 603

Fund Description

To account for monies received from the Community Improvement District (CID) District additional 1% City sales tax for the purpose of redevelopment which includes the Ten Ridge mixed-use development located in the northeast corner of Ridgeview Road and Kansas Highway 10.

Core Services

- Reimbursing the developer for eligible costs associated with the Ten Ridge CID district.

EXPENDITURE INFORMATION			
EXPENDITURE CATEGORY	2022 Actual	2023 Revised Budget	2024 Budget
Personnel Services	\$-	\$-	\$-
Contractual Services	-	-	-
Commodities	-	-	-
Economic Development	-	49,500	49,500
Transfers	-	500	500
Reserves	-	-	4,060
TOTAL	\$-	\$50,000	\$54,060

Major Budget Changes for FY 2024

- CID becomes active January 1, 2023.

RENNER 87 CID

Renner 87 (Brierstone) CID Fund - 604

Fund Description

To account for monies received from the Community Improvement District (CID) District additional 1% City sales tax for the purpose of redevelopment which includes the 87 Renner mixed-use development located in the northeast corner of 87th Street Parkway and Renner Boulevard.

Core Services

- Reimbursing the developer for eligible costs associated with the Renner 87 CID district.

EXPENDITURE INFORMATION			
EXPENDITURE CATEGORY	2022 Actual	2023 Revised Budget	2024 Budget
Personnel Services	\$-	\$-	\$-
Contractual Services	-	-	-
Commodities	-	-	-
Economic Development	-	-	-
Transfers	-	-	50,000
Reserves	-	-	-
TOTAL	\$-	\$-	\$50,000

Major Budget Changes for FY 2024

- CID becomes active January 1, 2024.

CENTRAL GREEN CID

Central Green CID Fund - 605

Fund Description

To account for monies received from the Community Improvement District (CID) District additional 1% City sales tax for the purpose of redevelopment which includes the Central Green mixed-use development located in Lenexa City Center North Village.

Core Services

- Reimbursing the developer for eligible costs associated with the Central Green CID district.

EXPENDITURE INFORMATION			
EXPENDITURE CATEGORY	2022 Actual	2023 Revised Budget	2024 Budget
Personnel Services	\$-	\$-	\$-
Contractual Services	-	-	-
Commodities	-	-	-
Economic Development	-	-	-
Transfers	-	-	50,000
Reserves	-	-	-
TOTAL	\$-	\$-	\$50,000

Major Budget Changes for FY 2024

- CID becomes active October 1, 2023.

CITY CENTER AREA A CID

Restaurant Row CID Fund - 606

Fund Description

To account for monies received from the Community Improvement District (CID) District additional 2% City sales tax for the purpose of redevelopment which includes the City Center Area A Building development located in the southwest corner of 87th Street Parkway and Renner Boulevard.

Core Services

- Reimbursing the developer for eligible costs associated with the City Center Area A CID district.

EXPENDITURE INFORMATION			
EXPENDITURE CATEGORY	2022 Actual	2023 Revised Budget	2024 Budget
Personnel Services	\$-	\$-	\$-
Contractual Services	-	-	-
Commodities	-	-	-
Economic Development	-	-	-
Transfers	-	-	50,000
Reserves	-	-	-
TOTAL	\$-	\$-	\$50,000

Major Budget Changes for FY 2024

- CID becomes active October 1, 2024.



NON-BUDGETED FUNDS

This section lists the funds of the City of Lenexa that are not budgeted, with a short explanation of each. Also included are listings of uses for the money transfers into the Capital Improvement Fund.

NON-BUDGETED FUNDS

The City’s non-budgeted funds consist of special revenue funds, expendable trust funds and internal service fund types. Typically, these funds are used to account for revenues derived from specific sources, which are designated to finance particular functions or activities of the City. Applicable Kansas statutes require that annual budgets be legally adopted for all funds unless exempted by a specific statute. Control over spending in funds that are not subject to legal budgets is maintained by the use of internal spending limits established by the City.

03 – Lenexa Foundation Fund

To account for monies provided by public donations and restricted contributions.

10 – Capital Improvement Fund (C.I.F.)

To account for monies transferred from the General Fund and any other City funds for the purpose of financing authorized capital improvement projects and expenditures for machinery and equipment. Included in the 2024 budget is a \$22,345,725 transfer to this fund and is distributed as follows:

3/8 Cent Sales Tax: This sales tax will be used for parks/civic projects and the Pavement Maintenance Program.	\$9,609,420
1/4 Cent County Sales/Use Tax: This sales tax will be used for public safety projects.	1,783,000
Capital Projects: These monies will be added to the 2023-2027 CIP to help fund various capital projects.	10,931,305
Art Projects: These monies will be added to the CIF to help fund the purchase of art for the City.	22,000

15 – Grants

To account for monies received by various Grants and to fund a specific purpose. (i.e. CARES, Sobriety/Saturation Grant and Special Traffic Enforcement Program).

20 – Law Enforcement Trust Fund

To account for monies received from the confiscation and sale of items seized in drug related offenses.

21 – Legal Trust Fund

To account for monies received from the confiscation and sale of items seized in drug related offenses and also proceeds from certain state grant programs.

73 – Facilities Maintenance Fund

To account for monies transferred from the General Fund and Capital Improvement Fund and reserved for repairs to City buildings. In the 2024 budget, \$500,000 has been allocated to transfer to this fund.

75 – Equipment Reserve Fund

To account for monies transferred from the General Fund and Capital Improvement Fund to provide for level funding of equipment replacements in all City departments. In the 2024 budget, \$1,950,000 has been allocated to transfer to this fund.

85 – Health Plan Fund

To account for the City of Lenexa’s self-insured health plan for employees, retirees, and individuals eligible for continued coverage.

86 – Risk Management Fund

To account for monies transferred from the General Fund and reserved for the purpose of paying claims and related costs arising from legal action and settlement.

87 – Workers Compensation Fund

To account for the City’s self-insured workers compensation plan for employees.

90 – Pension Trust Fund

To account for the accumulation of resources for pension benefit payments from the City’s Defined Benefit Pension Plan.



GLOSSARY

This section includes definitions of terms and acronyms used throughout the budget document.

GLOSSARY

ACCOUNTING SYSTEM — The total structure of records and procedures which discover, record, classify, summarize, and report information on the financial position and results of operations of the city government.

A.C.F.R. — (Annual Comprehensive Financial Report) A financial report that encompasses all funds and component units of the government.

ACCRUAL ACCOUNTING — A method of accounting that recognizes the financial effect of transactions, events, and interfund activities when they occur, regardless of the timing of related cash flows.

ADMINISTRATIVE TEAM — The Administrative Team (A-team) is composed of the following positions: City Manager, Deputy City Manager, Assistant City Manager, Chief Financial Officer, Deputy Chief Financial Officer, City Attorney, Deputy City Attorney, Community Development Director, Deputy Community Development Director, Fire Chief, Deputy Fire Chief, Fire Division Chief, Human Resources Director, Assistant Human Resources Director, Municipal Services Director, Assistant or Deputy Municipal Services Director, Parks and Recreation Director, Assistant or Deputy Parks and Recreation Director, Police Chief, Deputy Police Chief, Communications Director, Information Technology Director, and Assistant Information Technology Director.

APPRAISED VALUATION — The value set upon real estate or other property by the Johnson County Appraiser.

APPROPRIATION — The act of authorizing the expenditure of a designated amount of public funds for a specific purpose.

A.P.W.A. — (American Public Works Association) An international educational and professional association of public agencies, private sector companies, and individuals dedicated to providing high quality public works goods and services.

ASSESSED VALUATION — By law, a fixed percentage of the appraised market valuation as found by the Appraiser.

BALANCED BUDGET — Budget in which projected resources (revenues plus use of fund balance) equal projected expenditures. Applies to each fund appropriated in the City's budget.

BMP — (Best Management Practices) Practices that are determined to be the most technologically or economically feasible means of preventing or managing potential impacts.

BOND — A written promise, generally under seal, to pay a specific sum of money, called the face value, at a fixed time in the future, called the date of maturity, and carrying interest at a fixed rate, usually payable periodically.

BOND INDEBTEDNESS — The portion of a government's debt represented by outstanding bonds.

B.O.Z.A. — (Board of Zoning Appeals) The Board of Zoning Appeals is the body that considers and makes decisions about: appeals of the City's actions in administering the zoning regulations of the Unified Development Code (UDC), variances from the specific requirements of the UDC and exceptions that are specifically authorized by the UDC.

BUDGET — A financial plan, for a specified period, of the governmental operation, that matches all planned revenues and expenditures with the services provided the residents of the city.

CAPITAL ASSETS — Assets of significant value and having a useful life of several years, also called fixed assets. Capital assets includes land, improvements to land, easements, buildings, building improvements, vehicles, machinery, equipment, art, and infrastructure. All land will be capitalized, infrastructure will be capitalized if it is valued over \$300,000 and has a useful life of greater than 5 years, and items other than land or infrastructure will be capitalized if it is valued over \$10,000 for Governmental funds, and \$5,000 for Enterprise funds and has a useful life of greater than 2 years.

CAPITAL EXPENDITURES — An expenditure that results in the acquisition of or addition to fixed assets (capital assets).

CAPITAL IMPROVEMENTS — Expenditures related to the acquisition, expansion, or rehabilitation of an element of the government’s physical plant, sometimes referred to as infrastructure.

CAPITAL OUTLAY — Fixed assets that have a value of \$10,000 or more and have a useful economic lifetime of more than one year; or assets of any value if the nature of the item is such that it must be controlled for custody purposes as a fixed asset.

CAPITAL PROJECT — Major construction, acquisition, or renovation activities which add value to a government’s physical assets or significantly increase their useful life, also called capital improvements.

C.A.R.S. — (County Assisted Road System) A program which provides funds to the cities of Johnson County to construct and maintain their major arterials.

CASH BASIS LAW — A statute that requires that cash be on hand before incurring an obligation.

C.D.B.G. — (Community Development Block Grant) A grant provided by Department of Housing and Urban Development (HUD) to serving low- to moderate-income residents throughout the County.

C.D.L. — (Commercial Drivers License) A license that meets certain “standards” that are the same for every state and that is required to drive certain kinds of commercial vehicles.

C.I.F. — (Capital Improvement Fund) A fund that accounts for monies transferred from the General Fund and any other city funds for the purpose of financing authorized capital improvement projects and expenditures for machinery and equipment.

C.I.P. — (Capital Improvement Program) A plan that serves as a guide for the efficient and effective provision of public facilities, outlining timing and financing schedules of capital projects for a five-year time period.

COMMODITIES — Expendable items that are consumable or have a short life span. Examples include office supplies, gasoline, minor equipment, and asphalt.

COMMUNITY IMPROVEMENT DISTRICT (CID) — Established to encourage and promote economic development, tourism, and community investment within a defined CID area. A CID Project should provide public benefits such as strengthening economic development and employment opportunities; reducing blight, enhancing tourism; upgrading older real estate through redevelopment or rehabilitation; or promoting sustainability. Public financing is achieved by levying and collecting special assessments and/or a CID sales tax on property in the District.

CONTINGENCY — A budgetary reserve set aside for emergencies or unforeseen expenditures not otherwise budgeted.

D.A.R.E. — (Drug Awareness Resistance Education) A police officer-led series of classroom lessons that teaches children how to resist peer pressure and live productive drug and violence-free lives.

DEBT SERVICE — The cost of paying principal and interest on borrowed money according to a predetermined payment schedule.

DEBT SERVICE FUND — A fund established to account for the accumulation of resources for, and the payment of, long-term principal and interest.

DEPARTMENT — A major administrative organizational unit of the City that indicates overall management responsibility for one or more activities.

DEPRECIATION — Expiration in the service life of capital assets attributable to wear and tear, deterioration, action of the physical elements, inadequacy, or obsolescence.

DERIVATIVE — Contract whose value depends on, or derives from, the value of an underlying asset, reference rate or index.

DIVISION — A distinct subsection of a department that also indicates a separation of management responsibility.

D.U.I. — (Driving Under the Influence) The act of operating a motor vehicle after having consumed alcohol or other drugs, to the degree that mental and motor skills are impaired.

EMPLOYEE BENEFITS — Contributions made by a government to meet commitments or obligations for employee fringe benefits. Included are the governments share of costs for social security and the various pension, medical, and life insurance plans.

ENCUMBRANCE — The commitment of appropriated funds to purchase an item or service. To encumber funds means to set aside or commit funds for a specified future expenditure, to a specific vendor.

ENTERPRISE FUND — An enterprise fund is used to account for the acquisition, operation, and maintenance of governmental facilities and services that are predominantly self-supporting through user charges. The City currently has three enterprise funds- Stormwater, Rec Center, and Cemetery Fund.

EXPENDITURES — A decrease in the net financial resources of the city due to the acquisition of goods and services.

EXPENSE — Charges incurred (whether paid immediately or unpaid) for operations, maintenance, interest, or other charges.

F.H.W.A. — (Federal Highway Administration) Provides Federal financial resources and technical assistance to State and local governments for constructing, preserving, and improving the National Highway System.

FIDUCIARY FUNDS — A category of funds used to report assets held in a trustee or agency capacity for others and which therefore cannot be used to support the government's own programs.

FISCAL YEAR — A twelve-month period to which the annual budget applies. (The City of Lenexa's fiscal year is from January 1 to December 31.)

F.T.E. — (Full Time Equivalent) Personnel numbers are represented in full time equivalents. One full time equivalent generally equates to 2,080 hours per year.

FULL FAITH AND CREDIT — A pledge of the general taxing power of a government to repay debt obligations.

FUNCTION — A group of related activities aimed at accomplishing a major service or regulatory program for which a government is responsible. (Example: Governmental Administration.)

FUND — An accounting entity with a self-balancing set of accounts that record financial transactions for a specific government activity or function.

FUND BALANCE — Net position of a governmental fund (difference between assets, liabilities, deferred outflows of resources, and deferred inflows of resources).

G.A.A.P. — (Generally Accepted Accounting Principles) Uniform minimum standards for financial accounting and recording, encompassing the conventions, rules, and procedures that define accepted accounting principles.

G.A.S.B. — (Governmental Accounting Standards Board) The authoritative standard setting body for state and local governments.

GENERAL FUND — This is the general operating fund of a city. The revenues and expenditures associated with all services traditionally associated with local governments are accounted for in this fund, except for those services that are required to be accounted for in some other fund.

GENERAL OBLIGATION BONDS — (G.O. Bonds) Bonds that finance a variety of public projects that pledge the full faith and credit of the city.

G.F.O.A. — (Government Finance Officers Association) An association of public finance professionals that plays a major role in the development and promotion of GAAP for state and local governments.

GOAL — A statement of broad direction, purpose or intent based on the needs of the community.

GOVERNMENTAL FUND — Funds generally used to account for tax-supported activities. There are five different types of governmental funds: the general fund, special revenue funds, debt service funds, capital projects funds, and permanent funds.

GRANTS — Contributions or gifts of cash or other assets from another governmental unit (typically state or federal) to be used or expended for a specified purpose or activity.

INTERFUND TRANSFERS — Amounts transferred from one fund to another.

INTERGOVERNMENTAL REVENUES — Funds received from federal, state, and other local government sources in the form of grants, shared revenues, and payments in lieu of taxes.

I.R.B. — (Industrial Revenue Bonds) Bonds issued by a governmental agency to finance acquisition and construction of industrial, commercial and industrial properties on behalf of private businesses.

K.D.H.E. — (Kansas Department of Health and Environment) The State Department responsible for protecting the health and environment of all Kansans.

K.D.O.T. — (Kansas Department of Transportation) The State Department, which provides for a statewide transportation system.

KORA — Kansas Open Records Act

KOMA — Kansas Open Meetings Act

LEGAL DEBT MARGIN — The current statutory debt limit for all Kansas cities pursuant to K.S.A. 79-5037 is 30% of assessed valuation including the motor vehicle valuation.

LEVY — To impose taxes for the support of government activities.

LINE ITEM — An individual expenditure category listing in the budget. (Example: salary, supplies, contractual services, etc.)

LONG TERM DEBT — Debt with a maturity of more than one year after the date of issuance.

M.A.R.C. — (Mid America Regional Council) An association that serves city and county governments and the metropolitan planning organization for the bi-state Kansas City region.

MAJOR FUND — Funds whose revenues, expenditures, assets, or liabilities are at least 10 percent of corresponding totals for all governmental or enterprise funds and at least 5 percent of the aggregate amount for all governmental and enterprise funds for the same item. The General Fund is always considered a major fund.

MANAGEMENT TEAM — The Management Team is composed of the following positions: City Manager, Deputy City Manager, Assistant City Manager, Chief Financial Officer, City Attorney, Community Development Director, Fire Chief, Human Resources Director, Municipal Services Director, Parks and Recreation Director, Police Chief, Communications Director and the Information Technology Director.

MILL — The property tax rate that is based on the valuation of property. A tax rate of one mill produces one dollar of taxes on each \$1,000 of assessed property valuation.

MODIFIED ACCRUAL ACCOUNTING — A basis of accounting in which revenues are recognized in the accounting period when they become available and measurable. Expenditures are recognized in the accounting period in which the fund liability is incurred.

OBJECTIVE — A statement of specific direction, purpose or intent based on the needs of the community and the goals established for a specific program.

OBJECT OF EXPENDITURE — An expenditure classification, referring to the lowest and most detailed level of classification, such as salaries, office supplies and furniture.

ORGANIZATION (ORG) CLASSIFICATION — Expenditure classification according to the specific lines of work performed by the organizational units.

PERFORMANCE INDICATORS — Quantitative and/or qualitative objective measurement of results by a department or division, which helps to determine effectiveness in meeting goals and objectives.

PERSONAL SERVICES — Expenditures for salaries, wages, and fringe benefits of a government's employees.

P.M.P. — (Pavement Maintenance Program) A program funded to maintain quality roadways in the city. The primary source of funding in the Special Highway Fund (gas tax).

PRIF — (Parks and Recreation Impact Fee) Funds set up to account for money provided by park impact fees imposed on new development and expended on parks and recreation facilities and public art.

RESERVES — An account used to indicate that a portion of a fund balance is restricted or set aside for emergencies or unforeseen expenditures not otherwise budgeted.

RESOURCES — Total amounts available for appropriation including estimated revenues, fund transfers, and beginning balances.

REVENUES — Funds that the government receives as income. It includes such items as tax payments, fees from specific services, receipts from other governments, forfeitures, grants, shared revenues, and interest income.

REVENUE NEUTRAL TAX RATE — Kansas statute defines this as the mill levy required to raise the same amount of property tax revenue as the prior year using current year assessed valuation amounts.

R.O.W. — (Right of Way) A type of easement that gives someone the right to travel across property owned by another person or entity.

S.M.A.C. — (Stormwater Management Advisory Council) SMAC is an advisory group that reviews recommendations of the Stormwater Management Program and makes recommendations to the Johnson County Board of Commissioners for Stormwater Management.

SPECIAL ASSESSMENTS — A compulsory levy made against certain properties to defray a part of the cost of a specific improvement, such as street paving, curb and gutter replacement, sanitary sewers, etc., which are deemed to primarily benefit those properties.

SPECIAL REVENUE FUNDS — These funds are used to account for revenues derived from specific taxes, governmental grants or other revenue sources, which are designated to finance particular functions or activities of the city.

TAX LEVY — The total amount to be raised by general property taxes for the purposes specified in the approved city budget.

TAX RATE — The amount of tax levied for each \$1,000 of assessed valuation.

T.I.F. — (Tax Increment Financing) TIF is a tool, which uses future increases in tax revenues to finance the current improvements that will create those gains. When a public project such as a road, is built, there is an increase in the value of surrounding real estate and often-new investment (new or rehabilitated buildings, for example). This increased site value and investment creates more taxable property, which increases tax revenues. The increased tax revenues are the "tax increment." Tax Increment Financing dedicates that increased revenue to finance debt issued to pay for the project.

T.I.P. — (Transportation Improvement Program) Funds set up to account for monies provided by traffic impact fees imposed on new development and expended on transportation operational improvements.

TRANSFERS IN/OUT — Amounts transferred from one fund to another to assist in financing the services for the recipient fund.

U.D.C. — (Unified Development Code) The portion of the Lenexa Municipal Code that deals with Unified Development Code is Title 4. This includes Zoning Ordinances and Subdivision Ordinance or Subdivision Regulations.